



**58mm Thermal
Receipt Printer**
OCP-585



Product Picture






Features

Simple but not easy

Small size and elegant design





High printing speed



Compatible with ESPON



Can drive cash drawer



Printing head life: 50KM



All-round show





Application Area

Food delivery, restaurant, Traffic Citation,
Logistics, Transportation, Warehouse management,
Delivery, Illegal Parking Ticket, Drugstore,
Price Tag, Retail/Farm



Parameter

| | |
|-----------------------|---|
| Printing Method | Direct thermal |
| Print Density | 384dots/line (203DPI) |
| Character Size | 384dots/line, ANK character, Font: A: 12*24dots, 1.5(W)*3.0(H) mm Simplified/Traditional: 24*24dots, 3.0(W)*3.0(H)mm |
| Barcode Type | JAN13 (EAN13) JAN8 (EAN8) CODE39 |
| Printing Command | Compatible with EPSON ESC/POS |
| Language | Buyer language support |
| Printing Speed | 90mm/sec |
| Paper Width | 57.5±0.5mm |
| Paper Thickness | 0.06-0.08mm |
| MCBF(life) | 50km |
| Dimension | 190*132*119mm |
| Gross Weight | 1.2KG |
| Auto Cutter | manual cutter |
| Sensor | Paper Near End Sensor, Paper End Sensor, Cover open sensor |
| Roll Paper | Φ75mm |
| Interface | RS-232C, Parallel, USB, LAN |
| Driver | Win 9X, Win 2000, Win 2003, Win XP, Win Vista, Win 7 compatible with ESPON |
| Adapter Voltage Input | AC 110V/220V, 50-60Hz |

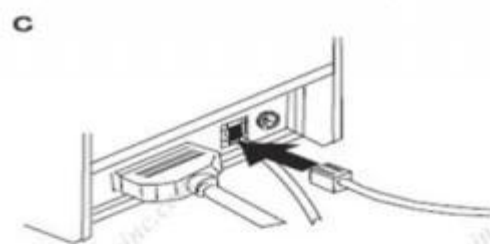
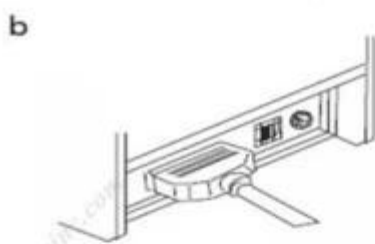
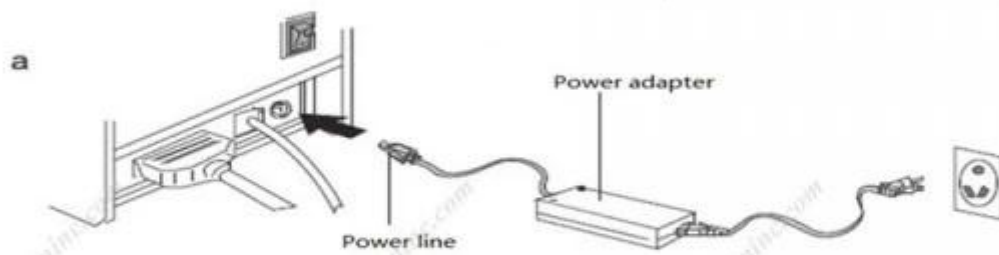
| | |
|------------------------|---------------------------|
| Adapter Voltage Output | DC12V/3A |
| Printer Input Voltage | DC12V/3A |
| Cash Drawer Control | DC12V/1A |
| Working Temperature | 0-45℃, Humidity: 10-80% |
| Saving Temperature | -10-60℃, Humidity: 10-90% |
| Certificate | CE/FCC/CCC/RoHS |

Paper Roll Installation



- A Open the printer cover.
- B Install the roller in the roll paper, and put them into the printer.
- C Pull out some paper outside the printer and then close the printer cover.
- D Close the top cover. Press the printer cover to avoid error position of roll paper.
- E Tear-off the paper correctly.

Connection



- a. Plug the DC cord connector into the printer's power connector..
- b. Plug the data cable connector into the printer's interface connector.
- c. Plug the drawer cable into the drawer kick-out connector on the back of the printer next to the interface connector.

Shipping and payment

1. Air, Sea, Express(DHL, FedEx, UPS, EMS, TNT and so on)
2. EXPRESS: around 3-7 working days to arrive

3. INTERNATIONAL AIR MAIL: usually around 2-4 days to arrive, will also depend on which destination port
4. By sea: depend on which destination port
5. T/T
6. Western Union
7. Escrow
8. L/C

Company Profile



OCOM Technologies Limited is a professional supplier specialized in POS and Auto-ID applications. Our products portfolio covers Barcode Scanner, Barcode Printer, Thermal Printer, Dot Matrix Printer, Magnetic Card Reader, Data Collector, POS Terminal, and other IOT products.

We have FCC, CE, RoHS, and other certifications. We have sell our products to West Europe, North American, Africa, Asia-Pacific and other countries.

OCOM has professional teams including marketing, R&D, quality control, production and sales service. All of the sales representatives have 3 to 10 years experience in international trading, which help us to meet the customers' needs.

OCOM have been sticking to the quality system of ISO9001:2008. We conduct strict IQC, IPQC and OQC inspection in every industrial procedure. Based on our strong capacity, the normal lead time for main products is about 3 to 7 days even for bulk order.

You can find more information of us at: www.ocominc.com, Together we quest for the best.



الوثائق ذات الصلة:

تخصيص*

* [دليل البرامج](#)

* [كتب التعليمات](#)

* [برنامج التشغيل ويندوز](#)

* [برنامج تشغيل لينكس](#)

* [معلومات الطابعة أدوات ضبط](#)

* [Printdemo USB \(تطبيق تجريبي البرمجيات\)](#)

* [لأجهزة الأندرويد SDK](#)

* [القرص المضغوط ملفات](#)