

58mm 58mm POS OCPP-58C-U
 OCPP- 58C-U

1

120mm / s
 EPSON ESC / POS
 50KM

uto

NV Logo

Win 9X / Win ME / Win2000 / Win 2003 / Win NT / Win XP / Win Vista / Win7 / Win8

2

	384dots /
	ANK A12x24 B9x17 /24x24
	UPC-A / UPC-E / JAN13/EAN13/ JAN8/EAN8/ CODABAR / ITF / CODE39 / CODE93 / CODE128
	ParallÉ/ / USB/ LAN
	DC 12V==26
	DC 12V==1A
	50
	045°C1080
	-1060°C1090
	120/
	57.5±0.5
	65
	0.060.08
	ñ1.5KG2.5kg
	199 * 132 *111.5
	Win9X / ME / Win2000/ Win2003/ WINNT / XP/ /Win7/ 8
	uto
	... EPSON ESC / POS
	3.75mm

3.Pictures



**58mm Thermal Printer
with Auto-cutter and Big Gear
OCPP-58C**



Product Picture





Features

Simple but not easy

Fashionable appearance design





Big gear design, superwear resistant



High printing speed up to 120mm/s
for text or image



Support multiple languages

Long life, printing head life: 50KM



All-round show





Application Area

Food delivery, restaurant, Traffic Citation,
Logistics, Transportation, Warehouse management,
Delivery, Illegal Parking Ticket, Drugstore,
Price Tag, Retail/Farm



Parameter

Parameter

Print method	Direct thermal
Print density	384dots/line
Character size	ANK, Font A: 12x24dots Font B: 9x17dots Simplified/traditional Chinese: 24x24dots
Bar code	UPC-A/UPC-E/JAN13(EAN13)/JAN8(EAN8)/CODABAR/ITF/CODE39/CODE128
Interface	Parallel/Seris/USB/LAN
Power supply	DC 12V==2.6A
Cash drawer	DC 12V==1A
Printing head lifetime	50 kilometers
Operating Conditions	Temperature (0~45 Deg C), humidity (10~80%)
Storage Conditions	Temperature (-10~60 Deg C), humidity (10~90%)
Print speed	120mm/s
Paper width	57.5±0.5mm
Paper	

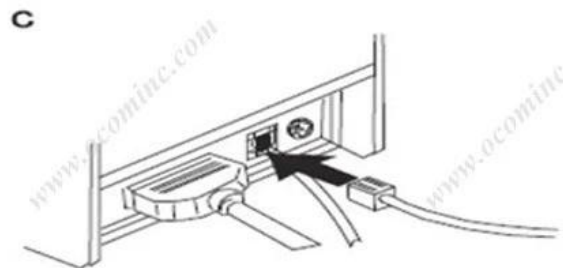
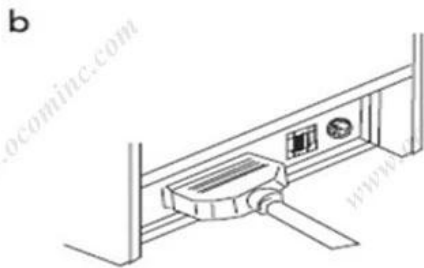
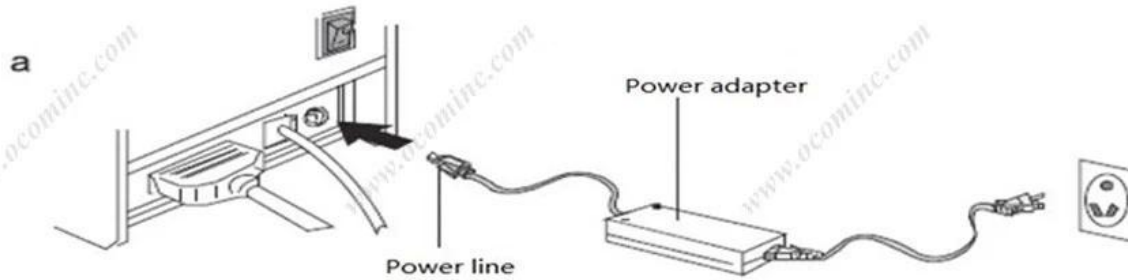
external diameter	65mm
Paper thickness	0.06~0.08mm
Weight	Net weight: 1.5KG, Gross weight: 2.5kg
Dimension	199*132*111.5mm
Driver	Win9X/Win ME/Win2000/Win2003/WinNT/Win XP/Win Vista/Win7/ Win8
Cutter	Auto cutter
Command	Compatible with EPSON ESC/POS
Line Spacing	3.75mm(Can change through command)

Paper Roll Installation



- A Open the printer cover.
- B Install the roller in the roll paper, and put them into the printer.
- C Pull out some paper outside the printer and then close the printer cover.
- D Close the top cover. Press the printer cover to avoid error position of roll paper.

Connection



- a. Plug the DC cord connector into the printer's power connector..
- b. Plug the data cable connector into the printer's interface connector.
- c. Plug the drawer cable into the drawer kick-out connector on the back of the printer next to the interface connector.

Shipping and payment

1. Air, Sea, Express(DHL, FedEx, UPS, EMS, TNT and so on)
2. EXPRESS: around 3-7 working days to arrive
3. INTERNATIONAL AIR MAIL: usually around 2-4 days to arrive, will also depend on which destination port
4. By sea: depend on which destination port
5. T/T
6. Western Union
7. Escrow

Company Profile



OCOM Technologies Limited is a professional supplier specialized in POS and Auto-ID applications. Our products portfolio covers Barcode Scanner, Barcode Printer, Thermal Printer, Dot Matrix Printer, Magnetic Card Reader, Data Collector, POS Terminal, and other IOT products.

We have FCC, CE, RoHS, and other certifications. We have sell our products to West Europe, North American, Africa, Asia-Pacific and other countries.

OCOM has professional teams including marketing, R&D, quality control, production and sales service. All of the sales representatives have 3 to 10 years experience in international trading, which help us to meet the customers' needs.

OCOM have been sticking to the quality system of ISO9001:2008. We conduct strict IQC, IPQC and OQC inspection in every industrial procedure. Based on our strong capacity, the normal lead time for main products is about 3 to 7 days even for bulk order.

You can find more information of us at: www.ocominc.com,
Toaether we auest for the best.

