

58

OCPP -585

- 58
-
- USB / LAN
- 90
- MCBF50
- NV
- 1D / QR
- Epson ESC / POS
- Android SDK

	384/203DPI
	384/ANK A12 * 24 1.5W * 3.0H mm / 24 * 24 3.0 * 3.0 mm
	JAN13 EAN13 JAN8 EAN8 CODE39 QR
	PERSON ESC / POS
	90
	57.5±0.5
	0.06-0.08mm
MCBF	50
	190 * 132 * 119
	1.2KG
	75mm
	RS-232C USB LAN
	9X 2000 2003 XP Vista Win 7 ESPON
	AC 110V / 220V 50-60HZ
	DC12V / 3A
	DC12V / 3A
	DC12V / 1A
	0-45°C 10-80
	-10-60°C 10-90
	CE / FCC / CCC / RoHS



**58mm Thermal
Receipt Printer**
OCP-585



Product Picture





Features

Simple but not easy

Small size and elegant design





High printing speed



Compatible with ESPON



Can drive cash drawer



Printing head life: 50KM



All-round show





Application Area

Food delivery, restaurant, Traffic Citation,
Logistics, Transportation, Warehouse management,
Delivery, Illegal Parking Ticket, Drugstore,
Price Tag, Retail/Farm



Parameter

Printing Method	Direct thermal
Print Density	384dots/line (203DPI)
Character Size	384dots/line, ANK character, Font: A: 12*24dots, 1.5(W)*3.0(H) mm Simplified/Traditional: 24*24dots, 3.0(W)*3.0(H)mm
Barcode Type	JAN13 (EAN13) JAN8 (EAN8) CODE39
Printing Command	Compatible with EPSON ESC/POS
Language	Buyer language support
Printing Speed	90mm/sec
Paper Width	57.5±0.5mm
Paper Thickness	0.06-0.08mm
MCBF(life)	50km
Dimension	190*132*119mm
Gross Weight	1.2KG
Auto Cutter	manual cutter
Sensor	Paper Near End Sensor, Paper End Sensor, Cover open sensor
Roll Paper	Φ75mm
Interface	RS-232C, Parallel, USB, LAN
Driver	Win 9X, Win 2000, Win 2003, Win XP, Win Vista, Win 7 compatible with ESPON
Adapter Voltage Input	AC 110V/220V, 50-60Hz

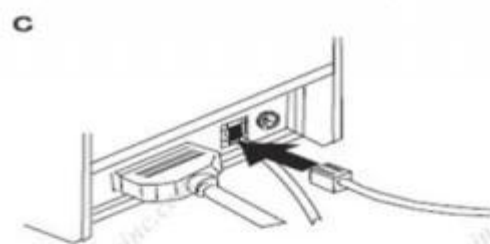
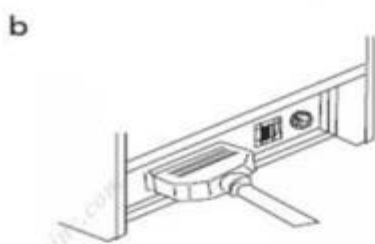
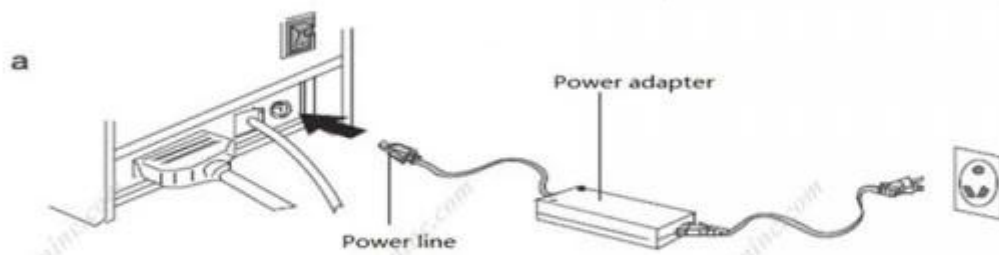
Adapter Voltage Output	DC12V/3A
Printer Input Voltage	DC12V/3A
Cash Drawer Control	DC12V/1A
Working Temperature	0-45℃, Humidity: 10-80%
Saving Temperature	-10-60℃, Humidity: 10-90%
Certificate	CE/FCC/CCC/RoHS

Paper Roll Installation



- A Open the printer cover.
- B Install the roller in the roll paper, and put them into the printer.
- C Pull out some paper outside the printer and then close the printer cover.
- D Close the top cover. Press the printer cover to avoid error position of roll paper.
- E Tear-off the paper correctly.

Connection



- a. Plug the DC cord connector into the printer's power connector..
- b. Plug the data cable connector into the printer's interface connector.
- c. Plug the drawer cable into the drawer kick-out connector on the back of the printer next to the interface connector.

Shipping and payment

1. Air, Sea, Express(DHL, FedEx, UPS, EMS, TNT and so on)
2. EXPRESS: around 3-7 working days to arrive

3. INTERNATIONAL AIR MAIL: usually around 2-4 days to arrive, will also depend on which destination port
4. By sea: depend on which destination port
5. T/T
6. Western Union
7. Escrow
8. L/C

Company Profile



OCOM Technologies Limited is a professional supplier specialized in POS and Auto-ID applications. Our products portfolio covers Barcode Scanner, Barcode Printer, Thermal Printer, Dot Matrix Printer, Magnetic Card Reader, Data Collector, POS Terminal, and other IOT products.



We have FCC, CE, RoHS, and other certifications. We have sell our products to West Europe, North American, Africa, Asia-Pacific and other countries.

OCOM has professional teams including marketing, R&D, quality control, production and sales service. All of the sales representatives have 3 to 10 years experience in international trading, which help us to meet the customers' needs.

OCOM have been sticking to the quality system of ISO9001:2008. We conduct strict IQC, IPQC and OQC inspection in every industrial procedure. Based on our strong capacity, the normal lead time for main products is about 3 to 7 days even for bulk order.

You can find more information of us at: www.ocominc.com, Together we quest for the best.

