

**POS80**  
**OCPP -88A**

□□□

1. □□□□□□□□□□;
2. □□□□□□□□300mm /□;
3. □□□□□□;
4. □□□□□□
5. □□□□□□□□□□USB□USB + Serial + LAN;□Wifi + USB□□□+ USB
6. □□□□□□□□□□□□□□;
7. □□□□□□□□□□□□□□;
8. □□□□□□□□□□;
9. □□□□Android□IOS□SDK;
10. □□□□□□□□□□100□□;
11. □□□□EPSON ESC / POS□□□□

□□□

□□□□	□□□□	
□□□□	576□/□□□□□□□□512□/□; □□ □□□□□□24x24□□□□□□18030□□□□□□□□□□□□□□□□□□□□□□□□□□□□□□□□ ANK□□;	
□□	A□12 * 24□□1.5□W□* 3.0□H□mm; B□9 * 17□□1.1□W□* 2.1□H□mm □□/□□□□24 * 24□□3.0□B□* 3.0□H□mm	
□□□□□□	JUPC-A / UPC-E / JAN13□EAN13□/ JAN8□EAN8□/ CODABAR / ITF / CODE39 / CODE93 / CODE128□QR□	
□□□□	250□□/□ □□ □□□ □□□300□□/□[R □□□□	
□□	USB□USB + □□+ LAN□ Wifi + USB□□□+ USB	
□□□□	□□ EPSON ESC / POS □□	
□□	Win9X / Windows XP / Win2000 / Win2003 / Win Vista / Win 7 / Win 8 / Win8.1 / Linux□□□ESPCON□□□□Android□SDK □IOS □□□	
□□	79.5±0.5 mm□□□□□□72 mm□	
□□□□	83□□	
□□□□	0.06-0.08mm	
□□□□	□□uto cutter □□□□□□	
□□□□□□	100□□	
□□	DC24V / 2.5A	
□□	0-45□□□	
□□□□	10-80□	
□□□□	190 *145*145□MM□	
□□	1.60□□	
□□ING □□	P / N.	d□□
	ØCPP-88A-U	USB □□□□□□
	OCPP -88A-url	□□SB + + Serial Lan □□□□□□
	OCPP -88A-W	w ^ifi + USB □□□□□□
	OCPP -88A - BU	□□+ USB□□□□
	OCPP -88A-□0	USB □□□□□□
	OCPP -88A-url0	□□SB + + Serial Lan □□□□□□
	OCPP -88A-W0	w ^ifi + USB □□□□ □□□□
OCPP -88A - BU0	□□+ USB□□□□□□	



Unique 80mm High Speed  
POS Thermal Printer  
OCPP-88A



Product Picture



**Features:**

**Reliable with good price**

**Unique appearance with reliable mould**



**High Printing Speed up to 300mm/second;  
Auto Cutter Optional ;  
Cord and cordless communication for options**

**Reliable printer head with 100km life;  
Compatible with EPSON ESC/POS  
commands.**



**Sound and light alarm supported  
suitable for kitchen application;**



**Support multi international languages;  
SDK for Android available;**



**Multiple interfaces available:  
USB, USB+Serial, USB+ LAN,  
USB+ Serial+ LAN; and Wifi+USB,  
Bluetooth+USB+LAN**



Afrikaans	Arabic (Tunisia)	English (British)	French (Switzerland)	Latvian	Spanish (Costa Rica)
Albanian	Arabic (Yemen)	English (Canada)	German (Austria)	Lithuanian	Spanish (Dominican)
Arabic (Algeria)	Basque	English (Caribbean)	German (Liechtenstein)	Macedonian	Spanish (Ecuador)
Arabic (bahrain)	Belarus	English (Irish)	German (Luxembourg)	Polish	Spanish (Guatemala)
Arabic (Egypt)	Bulgarian	English (Jamaica)	German (Standard)	Portuguese (Brazil)	Spanish (Mexico)
Arabic (Iran)	Catalan	English (New Zealand)	German (Switzerland)	Portuguese (Portugal)	Spanish (panama)
Arabic (Jordan)	Chinese (Singapore)	English (South Africa)	Greek	Romanian	Spanish (Paraguay)
Arabic (Kuwait)	Chinese (Hongkong)	English (US)	Hebrew	Russian	Spanish (Peru)
Arabic (Lebanon)	Chinese (PRC)	Estonian	Hun	Serbian	Spanish (Uruguay)
Arabic (Libya)	Chinese (Taiwan)	Faroese	Icelandic	Slovak	Spanish (Venezuela)
Arabic (Morocco)	Croatian	Farsi	Indonesian	Slovenian	Thai Language
Arabic (Oman)	Czech	Finnish	Italian (Switzerland)	Swedish	Turkish
Arabic (Qatar)	Danish and Norwegian	French (Belgium)	Italian	Spanish (Argentina)	Ukrainian
Arabic (Saudi Arabia)	Dutch (Belgium)	French (Canada)	Japanese	Spanish (Bolivia)	Urdu
Arabic (Syria)	Dutch (standard)	French (Luxembourg)	Korean	Spanish (Chile)	Vietnamese
Arabic (UAE)	English (Australia)	French (Standard)	Vietnamese	Spanish (Colombia)	

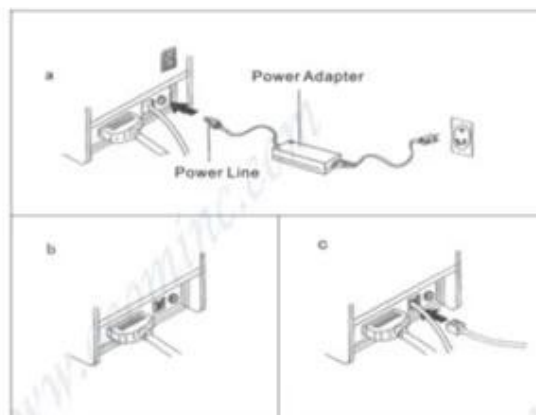
### Power plug for option:



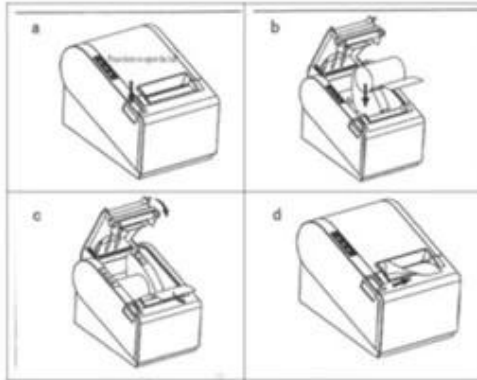
### How to use?

#### Connecting the printer:

- ▶ The power adapter cable connect to the printer power interface
- ▶ The interface cable connect on the printer port behind
- ▶ The cash drawer connecting cable connect to the printer's behind the cash drawer interface




## Installation of paper roll:



- A** Open the printer cover.
- B** Install the roller in the roll paper, and put them into the printer.
- C** Pull out some paper outside the printer and then close the printer cover.
- D** Close the top cover. Press the printer cover to avoid error position of roll paper.
- E** Tear-off the paper correctly.

## Setting the Printing Mode(DIP switches):

The DIP switches are used to set the printer to perform various functions, such as cutter mode, character set, speed, beeper, print density and etc.



**Power indicator:**  
Turn on/off the printer

**Alarm indicator:**  
When the printer is out of paper, the cutter error occurs or printer head overheats, the ALARM indicator flashes.

**Paper indicator:**  
Both of paper indicator and error indicator are on, means paper end-user, both of paper indicator and error indicator are off, means have paper.

**FEED button:**  
Press to feed paper manually.

✓ Indicates information has been verified onsite by a certification specialist

### Test Equipment and Facilities

Verified	Machine Name	Brand & Model No.	Quantity
✓	Ageing Tester	No Information	6
✓	Withstand Voltage Tester	CC2670A	1
✓	Oscilloscope	TBS1102	1
✓	DC Power Supply	PS-305DM	6
✓	Digital Torque Meter	HP100	1
✓	Calliper	GUANGLU	2
✓	Multi-meter	VC890D	7
✓	Test Computer	No Information	13

Verified by TUV on 2013.7.15

### Certification:



### Warranty and After Sales:



- ▶ All products' warranty are not less than 12 month, some models even up to 24 months warranty.
- ▶ Spare parts will be provided for mass orders for customers' local maintenance.
- ▶ Any product found to be defective within 30 days of shipment shall be deemed Dead on Arrival (DOA). DOA products will be advance replaced and shipped via express.
- ▶ Have distributors or authorized agents in the main market who can provide local repair and replacement services.
- ▶ Professional CRM management insures fast respond for customer's enquiries and orders tracking.
- ▶ Sales with many years experience in foreign trade, proficient in foreign languages and strong sense of responsibility.
- ▶ 7\*24 hours online, responds with 12 hours in working days, and within 24 hours for rest days.

### Packing and Shipment:



### Payment:





Phoebe Hong



## OCOM Technologies Limited

**Add:** 4/F, Block10, Zhongxing Industrial Park, Chuangye Road, Nanshan District, Shenzhen 518054, China

**Tel:** 0086.755.8605.3207 ext 807

**Fax:** 0086.755.8605.3207 ext 868

**Web:** [www.ocominc.com](http://www.ocominc.com)

**E-mail:** [sales07@ocominc.com](mailto:sales07@ocominc.com), [sales07@ocomtech.com.cn](mailto:sales07@ocomtech.com.cn)

**Skype:** [ocomsales07](https://www.skype.com/people/ocomsales07); **MSN:** [ocomsales07@hotmail.com](mailto:ocomsales07@hotmail.com)

**Ali TM:** [cn1000542707](https://www.ali.com); **QQ:** 3152989359

**Mobile/Wechat/Whatsapp:** 0086.1894877 8596



Reliable One-Stop Supplier for POS and Auto-ID Related Products