

OCPP -585 OEMLan
OCPP -585

OCPP

- 1.OCPP
2.OCPP300
3.OCPP
4.OCPP
5.OCPPUSB

OCPP

OCPP	OCPP
OCPP	384/203 DPI
OCPP	384/ANKA12 * 241.5L* 3.0Hmm 24 * 243.0W* 3.0H
OCPP	113EAN138EAN839
OCPP	PERSON ESC / POS
OCPP	OCPP
OCPP	90mm /
OCPP	57.5±0.5
OCPP	0.06-0.08
OCPP	50
OCPP	190 * 132 * 119mm
OCPP	1.2
OCPP	OCPP
OCPP	OCPP
OCPP	Φ75
OCPP	RS-232CUSBLAN
OCPP	9 2000 2003 XP Vista Win 7ESPON
OCPP	110 V / 220 V. 50-60Hz
OCPP	DC12V / 3A
OCPP	DC12V / 3A
OCPP	DC12V / 1A
OCPP	0-45°C 10-80
OCPP	-10-60°C 10-90
OCPP	CE / FCC / CCC / RoHS

OCPP



## 58mm Thermal Receipt Printer

OCPP-585



### Product Picture





## Features

**Simple but not easy**

Small size and elegant design





High printing speed



Compatible with ESPON



Can drive cash drawer



Printing head life: 50KM



## All-round show







## Application Area

Food delivery, restaurant, Traffic Citation,  
Logistics, Transportation, Warehouse management,  
Delivery, Illegal Parking Ticket, Drugstore,  
Price Tag, Retail/Farm



## Parameter

Printing Method	Direct thermal
Print Density	384dots/line (203DPI)
Character Size	384dots/line, ANK character, Font: A: 12*24dots, 1.5(W)*3.0(H)mm Simplified/Traditional: 24*24dots, 3.0(W)*3.0(H)mm
Barcode Type	JAN13 (EAN13) JAN8 (EAN8) CODE39
Printing Command	Compatible with EPSON ESC/POS
Language	Buyer language support
Printing Speed	90mm/sec
Paper Width	57.5±0.5mm
Paper Thickness	0.06-0.08mm
MCBF(life)	50km
Dimension	190*132*119mm
Gross Weight	1.2KG
Auto Cutter	manual cutter
Sensor	Paper Near End Sensor, Paper End Sensor, Cover open sensor
Roll Paper	Φ75mm
Interface	RS-232C, Parallel, USB, LAN
Driver	Win 9X, Win 2000, Win 2003, Win XP, Win Vista, Win 7 compatible with ESPON
Adapter Voltage Input	AC 110V/220V, 50-60Hz

Adapter Voltage Output	DC12V/3A
Printer Input Voltage	DC12V/3A
Cash Drawer Control	DC12V/1A
Working Temperature	0-45°C, Humidity: 10-80%
Saving Temperature	-10-60°C, Humidity: 10-90%
Certificate	CE/FCC/CCC/RoHS


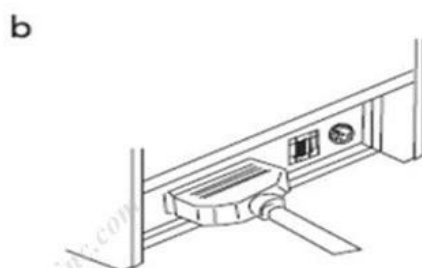
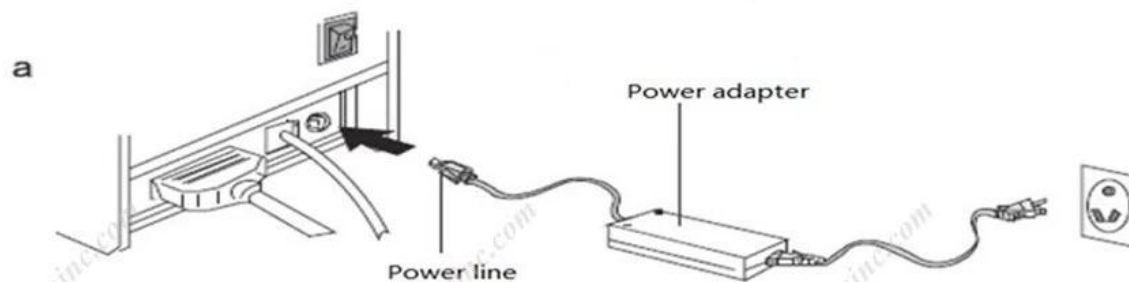
## Paper Roll Installation



- A Open the printer cover.
- B Install the roller in the roll paper, and put them into the printer.
- C Pull out some paper outside the printer and then close the printer cover.
- D Close the top cover. Press the printer cover to avoid error position of roll paper.
- E Tear-off the paper correctly.



## Connection



- a. Plug the DC cord connector into the printer's power connector..
- b. Plug the data cable connector into the printer's interface connector.
- C. Plug the drawer cable into the drawer kick-out connector on the back of the printer next to the interface connector.

## Shipping and payment

1. Air, Sea, Express(DHL, FedEx, UPS, EMS, TNT and so on)
2. EXPRESS: around 3-7 working days to arrive

3. INTERNATIONAL AIR MAIL: usually around 2-4 days to arrive, will also depend on which destination port
4. By sea: depend on which destination port
5. T/T
6. Western Union
7. Escrow
8. L/C

## Company Profile



OCOM Technologies Limited is a professional supplier specialized in POS and Auto-ID applications. Our products portfolio covers Barcode Scanner, Barcode Printer, Thermal Printer, Dot Matrix Printer, Magnetic Card Reader, Data Collector, POS Terminal, and other IOT products.

We have FCC, CE, RoHS, and other certifications. We have sell our products to West Europe, North American, Africa, Asia-Pacific and other countries.

OCOM has professional teams including marketing, R&D, quality control, production and sales service. All of the sales representatives have 3 to 10 years experience in international trading, which help us to meet the customers' needs.

OCOM have been sticking to the quality system of ISO9001:2008. We conduct strict IQC, IPQC and OQC inspection in every industrial procedure. Based on our strong capacity, the normal lead time for main products is about 3 to 7 days even for bulk order.

You can find more information of us at: [www.ocominc.com](http://www.ocominc.com),  
Together we quest for the best.



