

Luxurious 58mm Thermal Receipt Printer

(Model Number: OCPP- 58C)

1. Features:


- Big gear design, super wear resistant
- Fashionable appearance design
- High printing speed up to 120mm/s for text or image
- Fully compatible with EPSON ESC/POS command
- Long life, printing head life: 50KM
- Auto cutter
- Support NV Logo download print
- Support multiple languages
- Support multiple bar code types
- Support cash drawer kick out
- Support Win 9X/Win ME/WIN2000/Win 2003/Win NT/Win XP/Win Vista/Win7/Win8



2. Specification:

Print method	Direct thermal
Print density	384dots/line
Character size	ANK, Font A: 12x24dots Font B: 9x17dots Simplified/traditional Chinese: 24x24dots
Bar code	UPC-A/UPC-E/JAN13(EAN13)/JAN8(EAN8)/CODABAR/ITF/CODE39/CODE93/CODE128
Interface	Parallel/Serial/USB/LAN
Power supply	DC 12V==2.6A
Cash drawer	DC 12V==1A
Printing head lifetime	50 kilometers
Operating Conditions	Temperature (0~45 Deg C), humidity (10~80%)
Storage Conditions	Temperature (-10~60 Deg C), humidity (10~90%)
Print speed	120mm/s
Paper width	57.5±0.5mm
Paper external diameter	65mm
Paper thickness	0.06~0.08mm
Weight	Net weight: 1.5KG, Gross weight: 2.5kg
Dimension	199*132*111.5mm
Driver	Win9X/Win ME/Win2000/Win2003/WinNT/Win XP/Win Vista/Win7/ Win8
Cutter	Auto cutter
Command	Compatible with EPSON ESC/POS
Line Spacing	3.75mm(Can change through command)

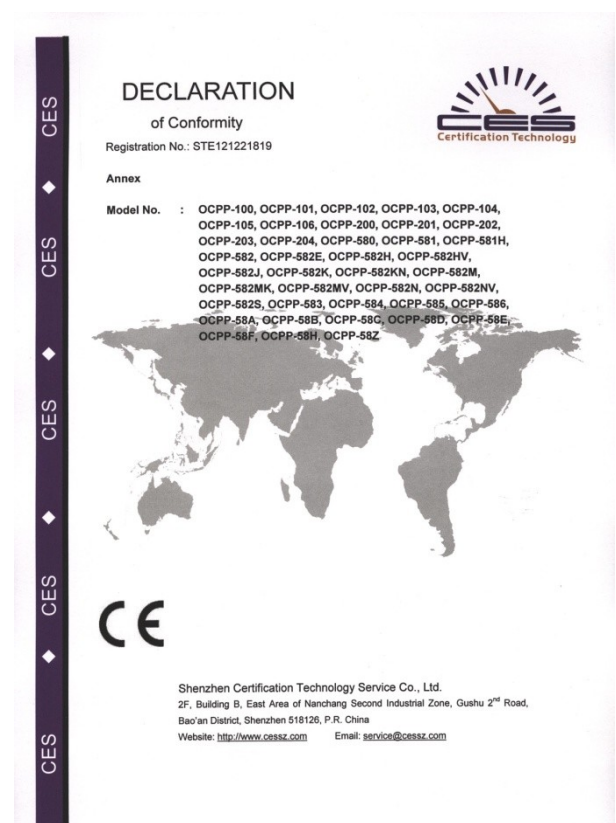
3. Interface:



4. Power adaptor for option:

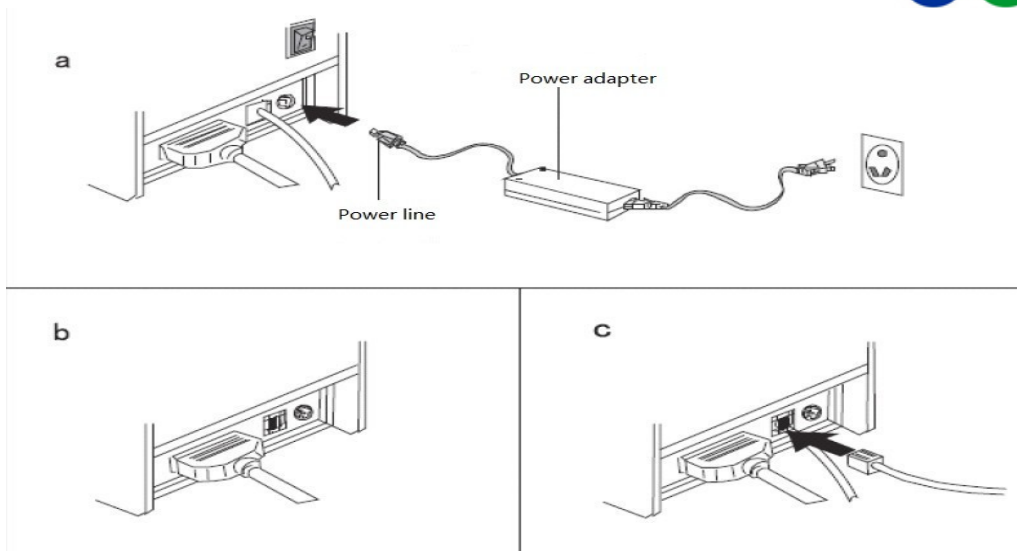


5. Certification:



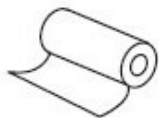
6. Connection:

- Plug the DC cord connector into the printer's power connector..
- Plug the data cable connector into the printer's interface connector.
- Plug the drawer cable into the drawer kick-out connector on the back of the printer next to the interface connector.



7. Paper Roll Installation:

- Open the printer cover.
- Install the roller in the roll paper, and put them into the printer.
- Pull out some paper outside the printer and then close the printer cover.
- Close the top cover. Press the printer cover to avoid error position of roll paper.
- Tear-off the paper correctly.



Support top paper loading printing

8. Printer driver:

The thermal series printer have two way for drive, one is install the drive directly under the WIN9X/2K/NT/XP; another is use parallel or serial directly.

(1) Install the drive under the WINDOWS

Add the printer under this windows, and appointed drive document to windows, you can print with transfer print command in the program. Under this way, it is actually transfer the character to dot matrix to print.

(2) Serial/Parallel drive directly

In this way, don't use the drive program, just need to direct character output to the port, and achieve transforming by printer internal hard character; the drive way is use port directly. The print mode is change from page print to row print, so that print control is more convenience. If you use direct drive port, you need to use the print command collect to control the printing, and 80mm series printer has been integrated with the ESC/POS command set.

9. Printer cleaning:

You need to clean the printer if have below issue:

- (1) The printer is not clear
- (2) Vertical page in a column is not clear
- (3) Feed noise

The printing head cleaning step:

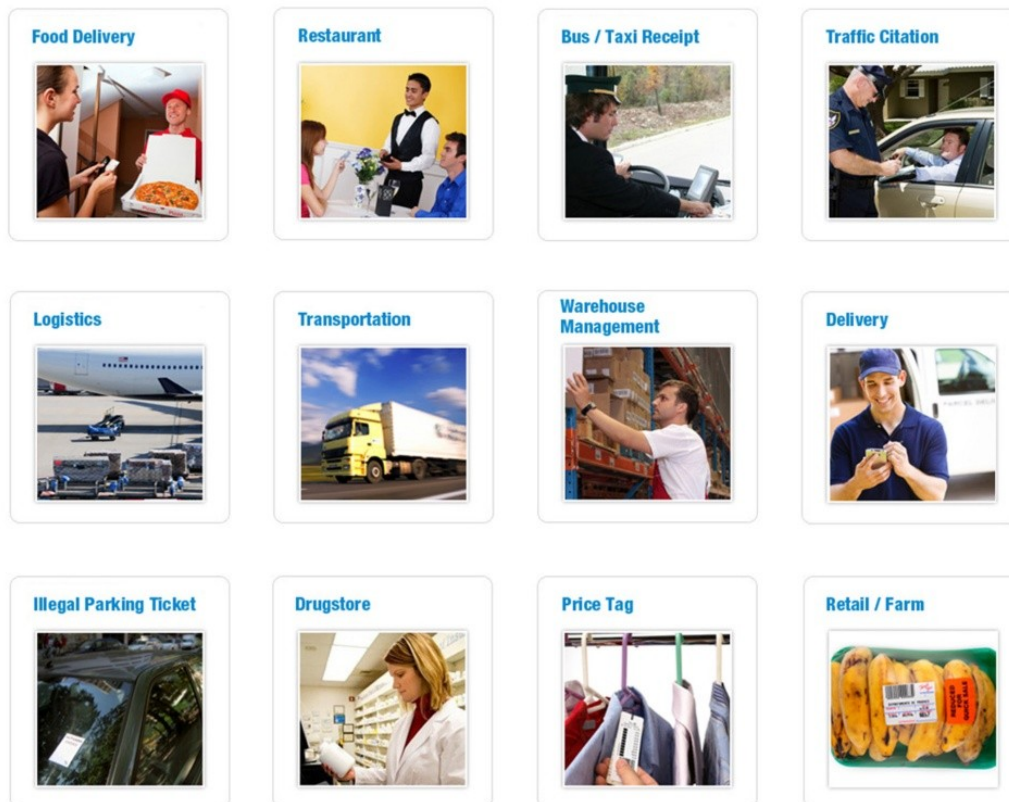
- (1) Turn off the printer and unplug the power cord, open the upper cover, if have a paper, please clean out.
- (2) Until the printer head cooling you can clean.
- (3) Wipe the damp cloth with alcohol (without water) cleaning the printer head surface is having dust, spot.
- (4) Waiting the alcohol completely volatilize, please close the upper cover, and try again to print.

Notice:

- (1) You must make sure the power cord is close when you maintenance the printer.
- (2) Don't touch the printer head surface with your finger or metal goods, don't use the forceps etc tools avoid to scratch the printer head, print roller sensor surface.
- (3) Don't use the oil, acetone Ect organic impregnant.
- (4) Waiting the alcohol completely volatilize, open the power again and continue print. Turn off the power, cover the top, if there is paper, remove it.

10. Application Area:

The receipt printer can work on a lot of locations, such as the TAXI bill printing, administrative fees receipt printing, post receipt printing, restaurant ordering information printing, online payment information printing, etc, this printer will be more widely used in the near future.



11. Shipping:

1. Air, Sea, Express(DHL, FedEx, UPS, EMS, TNT and so on)
2. EXPRESS: around 3-7 working days to arrive
3. INTERNATIONAL AIR MAIL: usually around 2-4 days to arrive, will also depend on which destination port
4. By sea: depend on which destination port

12. Payment:

1. T/T

2. Western Union
3. Escrow
4. L/C

13. Services:

Warranty:

12 months of shipment normally. Some designated models can have as long as 24 months warranty.

RMA Procedure:

If you suspect your product is not functioning properly, please contact us to help determine whether your product is defective within warranty. Once determined defective you will receive an RMA authorization number for repair or replacement. Customers will return the defective product to us. Upon receipt of defective products, warranty verification will include visual inspection and testing for normal wear and tear, alteration, and functional compliance of the OCOM product. Defective products will be repaired or replaced and shipped via express within 30 days or best effort. Customers will not be charged for warranty repairs. However, if a returned product does not meet warranty verification then testing, repair, and/or shipping fees may apply.

Dead-on-Arrival (DOA):

Any product found to be defective within 30 days of shipment shall be deemed Dead on Arrival (DOA). DOA products will be advance replaced and shipped via express.



14. About US:

OCOM Technologies Limited is a leading supplier specialized in POS and Auto-ID applications. OCOM has an experienced professional teams from marketing, R&D, quality control, and production to sales service. Based on our fast professional service, reliable quality, competitive price, and flexible cooperation modes, we would like establish stable and reliable partnerships with customers all over the world.

