

## υψηλής ποιότητας φθηνά παραλαβή 80 χιλιοστά του ΕΚΤΥΠΩΤΗ

Μέθοδος εκτύπωσης:	Άμεση θερμική
Ταχύτητα εκτύπωσης:	230 χιλιοστών / s,260 χιλιοστών / s
Πλάτος ρολού:	79,5 ± 0,5 χιλιοστά
Διάμετρος Εκτύπωση:	Φ80mm
Πάχος χαρτιού:	0.06-0.08mm
Η χωρητικότητα της στήλης:	576dots / γραμμή,512 Dots / γραμμής
Διάστιχο :	3,75 χιλιοστών(Ρυθμιζόμενη από εντολές)
Εντολή εκτύπωσης:	Συμβατό με την εντολή ESC / POS
Τύπος διεπαφών:	Lan / 36P παράλληλη θύρα σειριακή + USB + / 25P σειριακό + USB / LAN
Κόφτες ζωής:	1 εκατομμύριο τεμάχια
Ζωής της κεφαλής εκτύπωσης:	100 χιλιόμετρα
Buffer εισόδου:	2048Kbytes
NV Flash:	256Kbytes
Τροφοδοτικό:	AC110V / 240V,50 ~ 60Hz
Παροχή ρεύματος:	DC 24V / 2.5A
Εφοδιασμού με μετρητά συρτάρι:	DC 24V / 1A
ΠΕΡΙΒΑΛΛΟΝ ΕΡΓΑΣΙΑΣ:	Θερμοκρασία (0~45) υγρασία (10~80%)(Μη συμπυκνώνονται)
ΠΕΡΙΒΑΛΛΟΝ ΕΡΓΑΣΙΑΣ:	Θερμοκρασία (0-45) βαθμό Κελσίου, υγρασία (10-80%) Μη συμπυκνώνονται
Αποθήκευση περιβάλλον:	Θερμοκρασία (-10~60 °C)? Υγρασία (10~90%)
Το μέγεθος των χαρακτήρων:	ANK,FONTA: 1,5 * 3,0 χιλιοστά / FontB:1.1 * 2,1 χιλιοστά
Barcode:	UPC-A / UPC-E / JA(EAN13)/ JAN8(EAN8 / Code39 / ITF / CODE93 / Code128 QRCode
Χαρακτήρες:	PC347(Πρότυπο Ευρώπη),Κατακόνα,PC850(Πολύγλωσσο),PC860(Πορτογαλικά),PC863(Καναδική-Γαλλικά),PC865(Nordic),Δυτική Ευρώπη,Ελληνική,Εβραϊκά,Ανατολική Ευρώπη,Ιράν,WPC1252,PC866(Κυριλλικό # 2),PC852(Latin2),PC858,IranII,Της Λετονίας,Αραβικά,PT151(1251)



## 80mm Thermal Printer with Auto Cutter

OCPP-80E



### Product Picture



Features:

Reliable with good price



Supports black mark detection and order reminding function, compatible with OPOS driver;

Supports multi 1D barcodes and 2D codes printing;



100M Ethernet port, ultra high speed data transmission;

Supports 256KB NV Logo storage and 2M big buffer memory;



Desktop or wall-mounted type for option;

Supports printing status monitor and anti-losing order function.



Application place



Restaurant



Supermarket



Pharmacy



Warehouse



Clothing store



Bookstore

## Parameter

Printing method:	Direct thermal
Printing speed:	230mm/s、260mm/s
Roll width:	79.5±0.5mm
Print diameter:	Φ80mm
Paper thickness:	0.06-0.08mm
Column capacity:	576dots/line , 512dots/line
Line's pacing :	3.75mm (Adjustable by commands)
Print command:	Compatible with the ESC/POS command
Interface type:	Serial+USB+Lan/36P parallel port/25P serial +USB/LAN
cutters life:	1million cuts
Print head life:	100 km
Input buffer :	2048Kbytes
NV Flash:	256Kbytes
Power adaptor:	AC110V/240V、50~60Hz
Power supply:	DC 24V/2.5A
Cash drawer supply:	DC 24V/1A
Work environment:	Temperature(0 ~ 45) humidity(10 ~ 80%) (Non- condense)
Work environment:	Temperature(0-45) degree centigrade, humidity(10-80%) Non- condense
Storage environment:	Temperature(-10 ~ 60℃); Humidity(10 ~ 90%)
Character size:	ANK, FontA:1.5*3.0mm/ FontB: 1.1*2.1mm
Barcode:	UPC-A/UPC-E/JA (EAN13) /JAN8 (EAN8/CODE39/ITF /CODE93/CODE128 QRCode
Characters:	PC347 (Standard Europe)、Katakana、PC850 (Multilingual)、 PC860 (Portuguese)、PC863 (Canadian-French)、PC865 (Nordic)、West Europe、Greek、Hebrew、East Europe、 Iran、WPC1252、PC866 (Cyrillic#2)、PC852 (Latin2)、 PC858、IranII、Latvian、Arabic、PT151 (1251)
Physical characteristics:	Weight: 1.25Kg; Appearance size: 190×145×143mm (length * width * height)

## Supported Languages:

Afrikaans	Arabic (Tunisia)	English (British)	French (Switzerland)	Latvian	Spanish (Costa Rica)
Albanian	Arabic (Yemen)	English (Canada)	German (Austria)	Lithuanian	Spanish (Dominican)
Arabic (Algeria)	Basque	English (Caribbean)	German (Liechtenstein)	Macedonian	Spanish (Ecuador)
Arabic (Bahrain)	Belarus	English (Irish)	German (Luxembourg)	Polish	Spanish (Guatemala)
Arabic (Egypt)	Bulgarian	English (Jamaica)	German (Standard)	Portuguese (Brazil)	Spanish (Mexico)
Arabic (Iran)	Catalan	English (New Zealand)	German (Switzerland)	Portuguese (Portugal)	Spanish (Panama)
Arabic (Jordan)	Chinese (Singapore)	English (South Africa)	Greek	Romanian	Spanish (Paraguay)
Arabic (Kuwait)	Chinese (Hongkong)	English (US)	Hebrew	Russian	Spanish (Peru)
Arabic (Lebanon)	Chinese (PRC)	Estonian	Hun	Serbian	Spanish (Uruguay)
Arabic (Libya)	Chinese (Taiwan)	Faroese	Icelandic	Slovak	Spanish (Venezuela)
Arabic (Morocco)	Croatian	Farsi	Indonesian	Slovenian	Thai Language
Arabic (Oman)	Czech	Finnish	Italian (Switzerland)	Swedish	Turkish
Arabic (Qatar)	Danish and Norwegian	French (Belgium)	Italian	Spanish (Argentina)	Ukrainian
Arabic (Saudi Arabia)	Dutch (Belgium)	French (Canada)	Japanese	Spanish (Bolivia)	Urdu
Arabic (Syria)	Dutch (standard)	French (Luxembourg)	Korean	Spanish (Chile)	Vietnamese
Arabic (UAE)	English (Australia)	French (Standard)	Vietnamese	Spanish (Colombia)	

## Power plug for option:



## How to use?

### Connecting the printer:

- ▶ The power adapter cable connect to the printer power interface
- ▶ The interface cable connect on the printer port behind
- ▶ The cash drawer connecting cable connect to the printer's behind the cash drawer interface



### Installation of paper roll:



- Open the printer cover.
- Install the roller in the roll paper, and put them into the printer.
- Pull out some paper outside the printer and then close the printer cover.
- Close the top cover. Press the printer cover to avoid error position of roll paper.
- Tear-off the paper correctly.

## Setting the Printing Mode(DIP switches):

The DIP switches are used to set the printer to perform various functions, such as cutter mode, character set, speed, beeper, print density and etc.



**Power indicator:**  
Turn on/off the printer

**Alarm indicator:**  
When the printer is out of paper, the cutter error occurs or printer head overheats, the ALARM indicator flashes.

**Paper indicator:**  
Both of paper indicator and error indicator are on, means paper end-user, both of paper indicator and error indicator are off, means have paper.

**FEED button:**  
Press to feed paper manually.

## Clean of printer:

When the printer has the following conditions should clean the print head:










- ❑ The printer does not clear
- ❑ The page frame lengthways of printer has some not clean
- ❑ Paper feed with a large noise

## Printer cleaning steps as follows:

- ✓ Shut off the power of printer, Open the Top Cover; If there is paper, please wipe off the paper;
- ✓ If it just finished a printing, please wait for a while until the print head cooling;
- ✓ With a soft cotton cloth dipped in ethanol (to be wrung) erase the thermal printer head thermal surface dust, stains;
- ✓ As the anhydrous ethanol evaporate completely, closed the top cover, and restart to print.



## Production Process

No.	Production Process	No.	Production Process	No.	Production Process
1	 Inspection 1	2	 Soldering	3	 Assembling 1
4	 Assembling 2	5	 Function Test	6	 Ageing Test
7	 Inspection 2	8	 Packing 1	9	 Packing 2

## Quality Assurance:



OCOM is dedicated to providing most cost-effective products and services with highest quality that will meet customers' satisfaction.

Since the establishment, OCOM has been sticking strictly to the standard and requirements of ISO9001: 2000 in the processes of research, design, manufacturing and services. OCOM's products have passed CE, FCC, TUV, RoHs and other certifications.

We make strictly IQC, IPQC and OQC inspection per industrial standard. All the products must pass 24-48 hours aging test before shipment. Some designated models can have as long as 24 months warranty.

## Test Equipments:

✓ Indicates information has been verified onsite by a certification specialist

### Test Equipment and Facilities

Verified	Machine Name	Brand & Model No.	Quantity
✓	Ageing Tester	No Information	6
✓	Withstand Voltage Tester	CC2670A	1
✓	Oscilloscope	TBS1102	1
✓	DC Power Supply	PS-305DM	6
✓	Digital Torque Meter	HP100	1
✓	Calliper	GUANGLU	2
✓	Multi-meter	VC890D	7
✓	Test Computer	No Information	13

Verified by TUV on 2013.7.15

## Certification:



## Warranty and After Sales:



- ▶ All products' warranty are not less than 12 month, some models even up to 24 months warranty.
- ▶ Spare parts will be provided for mass orders for customers' local maintenance.
- ▶ Any product found to be defective within 30 days of shipment shall be deemed Dead on Arrival (DOA). DOA products will be advance replaced and shipped via express.
- ▶ Have distributors or authorized agents in the main market who can provide local repair and replacement services.
- ▶ Professional CRM management insures fast respond for customer's enquiries and orders tracking.
- ▶ Sales with many years experience in foreign trade, proficient in foreign languages and strong sense of responsibility.
- ▶ 7\*24 hours online, responds with 12 hours in working days, and within 24 hours for rest days.

## Packing and Shipment:



## Payment:



secure payment



AliExpress

PayPal

Trade Assurance

## Customers Reference

Over the years, OCOM keep efforts on marking "OCOM" as an internationally recognized brand, and we have established goods relationship with our customers and have friendly communication with each other.



## Company Profile

### TRADE ASSURANCE

- 100% money refund for Late shipment & Quality problem
- Guarantee on-time delivery
- Third-party pre-shipment quality inspection (Optional)
- No transaction commission charged
- The HIGHEST assurance amount guaranteed by alibaba in the Auto-ID and POS industry .



OCOM Technologies Limited is a professional supplier specialized in POS and Auto-ID applications. Our products portfolio covers , Thermal Printer, Barcode printer, Dot Matrix Printer, Barcode Scanner, Magnetic Card Reader, Data Collector, POS Terminal, and other IOT products.



We have FCC, CE, RoHS, and other certifications. We have sell our products to West Europe, North American, Africa, Asia-Pacific and other countries.

OCOM has professional teams including marketing, R&D, quality control, production and sales service. All of the sales representatives have 3 to 10 years experience in international trading, which help us to meet the customers' needs.

OCOM have been sticking to the quality system of ISO9001:2008. We conduct strict IQC, IPQC and OQC inspection in every industrial procedure. Based on our strong capacity, the normal lead time for main products is about 3 to 7 days even for bulk order.

You can find more information of us at: [www.ocominc.com](http://www.ocominc.com),

Together we quest for the best.



## Why you choose us?



## Contact us

**Any queries, please contact us immediately, big surprise is waiting for you.**

**Sales Center:**

Address: Unit701, Block 14, Zhongxing Industrial Park, Chuangye Road, Nanshan

District, Shenzhen 518054, China

Website: [www.ocominc.com](http://www.ocominc.com) [www.possolution.com.cn](http://www.possolution.com.cn);

E-mail: [ocom@ocominc.com](mailto:ocom@ocominc.com), [info@possolution.com.cn](mailto:info@possolution.com.cn) ;

Tel: +86.755.86053207 ext 800;

Fax: +86.755.86053207 ext 868;

QQ: 2485890637, 190852203;

Wechat: szocominc, hj34924238;

Whatsapp: 008613352932860;



## Σχετικά έγγραφα:

\* Προδιαγραφές

\* Διεύθυνση IP Εγχειρίδιο Διαμόρφωση

\*Εγχειρίδιο οδηγιών

\* Οδηγός για όλα τα παράθυρα σύστημα

\* Οδηγός για Linux

\* Εργαλεία Παράμετροι ρύθμισης εκτυπωτή

\* Τα αρχεία του CD