

# 80 millimetri di taglio manuale Thermal Receipt Printer - OCPP-802

## Specifica:

Metodo di stampa	Termica diretta
Dimensione dei caratteri	ANK, Fonta: 12 * 24dots, FontB: 9 * 17dots
Capacità Colonna	576dots / linea O 512dots / linea
Set di caratteri	PC347 (Europa standard),Katakana, PC850(Plurilingue),PC860(Portoghese), PC863(Canadian-Francese),PC865(Nordico), Europa occidentale,Greco,Ebraico,East Europe,Iran,WPC1252,PC866(Cirillico 2 #), PC852(Latin2),PC858,IranII,Lettone,Arabo,PT151(1251)
Barcode	UPC-A / UPC-E / JAN13 (EAN13) / JAN8 (EAN8) / CODABAR / ITF / CODE39 / CODE93 / CODE128
Velocità di stampa	230 millimetri / sec
Buffer di ricezione	128K byte
Buffer di Flash NV	256K byte
Larghezza carta	79,5 ± 0,5 millimetri
MCBF (la vita)	100 km
Comando di stampa	Compatibile con ESC / POS
Controllo del cassetto dei contanti	DC 12-24V / 1A
Spessore carta	0.06-0.08mm
Fresa	Cutter Manuale
Rotolo di carta	79,5 ± 0,5 mm * φ83mm
Interfaccia	Seriale / parallela / USB / LAN
Autista	Win 9X / Win ME / Win 2000 / Win 2003 / Win NT / Win XP / Win Vista / Win 7 / Linux
Alimentazione elettrica	DC24V / 2.5A
Ingresso Adattatore di alimentazione	AC 110V / 220V, 50 ~ 60Hz; uscita:DC 24V / 2.5A
Dimensione	190x145x150mm
Peso	3.5kg

## Particolari del prodotto:



## 80mm Thermal Receipt Printer with Manual Cutter

OCPP-802



### Product Picture





## Features

### **Simple but not easy**

Loading paper easy, waterproof, oil proof, dustproof



Support print prompt and error alarm  
Support black mark sensor, reprint function  
Support 256K bytes NV logo download

store and print

Compatible with EPSON ESC/POS  
and STAR

230mm/sec high speed  
printing image and characters,  
best printing quality and reliable  
performance



Support cash drawer driving



## All-round show





## Application Area

Food delivery, restaurant, Traffic Citation, Logistics, Transportation, Warehouse management, Delivery, Illegal Parking Ticket, Drugstore, Price Tag, Retail/Farm



## Parameter

<b>Printing method</b>	Direct thermal
<b>Character size</b>	ANK,FontA:12'24dots,FontB:9'17dots
<b>Column capacity:</b>	576dots/line OR 512dots/line
<b>Character set</b>	PC347 (Standard Europe), Katakana, PC850 (Multilingual), PC860 (Portuguese), PC863 (Canadian-French), PC865 (Nordic), West Europe, Greek, Hebrew, East Europe, Iran, WPC1252, PC866 (Cyrillic#2), PC852 (Latin2), PC858, IranII, Latvian, Arabic, PT151 (1251)
<b>Barcode</b>	UPC-A/JPC-E/JAN13(EAN13)/JAN8(EAN8)/CODABAR/ITF/CODE39/CODE93/CO DE128
<b>Printing speed</b>	230mm/sec
<b>Receive buffer</b>	128k bytes
<b>NV flash buffer</b>	256K bytes
<b>Paper width</b>	79.5±0.5mm
<b>MCBF(life)</b>	100km
<b>Printing command</b>	Compatible with ESC/POS
<b>Cash drawer control</b>	DC 12-24V/1A
<b>Paper thickness</b>	0.06-0.08mm
<b>Cutter</b>	Manual Cutter
<b>Roll paper</b>	79.5±0.5mm * φ83mm
<b>Interface</b>	Serial/parallel/ USB/ AN



Driver	Win 9X/Win ME/Win 2000/Win 2003/Win NT/Win XP/Win Vista/win 7/Linux
--------	---

## Paper Roll Installation



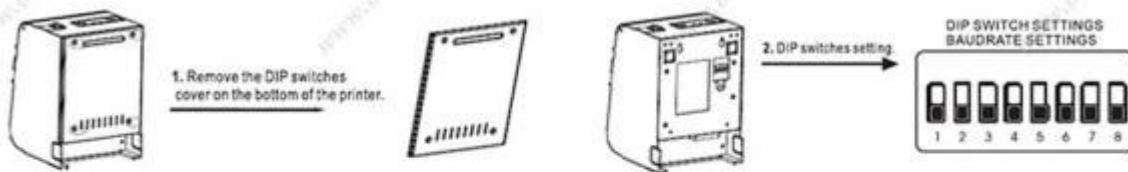
- A Open the printer cover.
- B Install the roller in the roll paper, and put them into the printer.
- C Pull out some paper outside the printer and then close the printer cover.
- D Close the top cover. Press the printer cover to avoid error position of roll paper.

### Setting the Printing Mode(DIP switches):


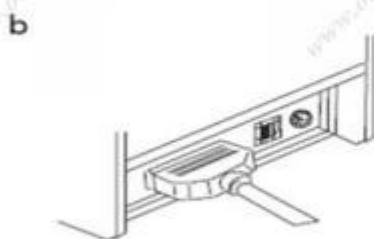
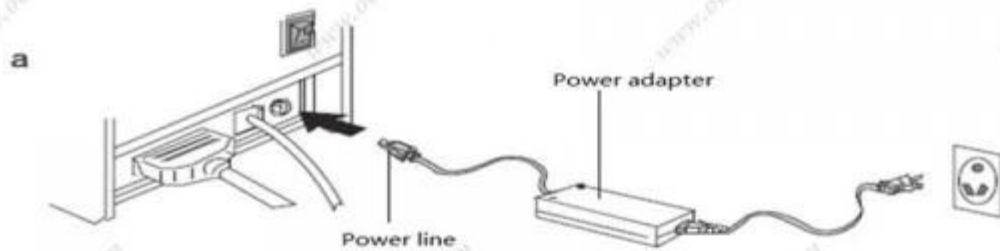
The DIP switches are used to set the printer to perform various functions, such as cutter mode,



character set, speed, deeper, print density and etc.



## Connection



- Plug the DC cord connector into the printer's power connector..
- Plug the data cable connector into the printer's interface connector.
- Plug the drawer cable into the drawer kick-out connector on the back of

the printer next to the interface connector.

## Shipping and payment

1. Air, Sea, Express(DHL, FedEx, UPS, EMS, TNT and so on)
2. EXPRESS: around 3-7 working days to arrive
3. INTERNATIONAL AIR MAIL: usually around 2-4 days to arrive, will also depend on which destination port
4. By sea: depend on which destination port
5. T/T
6. Western Union
7. Escrow
8. L/C

## Company Profile



OCOM Technologies Limited is a professional supplier specialized in POS and Auto-ID applications. Our products portfolio covers Barcode Scanner, Barcode Printer, Thermal Printer, Dot Matrix Printer, Magnetic Card Reader, Data Collector, POS Terminal, and other IOT products.



We have FCC, CE, RoHS, and other certifications. We have sell our products to West Europe, North American, Africa, Asia-Pacific and other countries.

OCOM has professional teams including marketing, R&D, quality control, production and sales service. All of the sales representatives have 3 to 10 years experience in international trading, which help us to meet the customers' needs.

OCOM have been awarded the quality system of ISO9001:2008. We product with ISO 14001 and OHS

OCOM have been sticking to the quality system of ISO9001:2008. We conduct strict IQC, IPQC and OQC inspection in every industrial procedure. Based on our strong capacity, the normal lead time for main products is about 3 to 7 days even for bulk order. You can find more information of us at: [www.ocominc.com](http://www.ocominc.com), Together we quest for the best.

