

Cina migliore stampante termica portatile fornitore supermercato con taglierina automatica

(Modello: OCPP-802)

Caratteristica:

1. Loading carta facile, impermeabile, a prova di olio, resistente alla polvere
- 2,230 millimetri / sec ad alta velocità immagine di stampa e personaggi, migliore qualità di stampa e prestazioni affidabili
- Pronto stampa
3. Supporto segnalazione di guasto
4. Supporto sensore segno nero, funzione di ristampa
5. Compatibile con EPSON ESC / POS
6. Supporto 256K byte NV log scaricare e stampare negozio
- Funzione di monitoraggio dello stato della stampante
7. Supporto, lo stato della stampante del controllo in ogni momento.
8. Supporto cassetto di guida

Specifiche:

Metodo di stampa	Diretto termico
Carattere dimensione	ANK, FontA: 12 * 24dots, FontB: 9 * 17dots
Colonna capacità:	576dots / linea O 512dots / linea
Carattere impostato	PC347 (Europa Standard), katakana, PC850 (multilingue), PC860 (portoghese), PC863 (Canadian-francese), PC865 (Nordic), Europa occidentale, greco, ebraico, Oriente Europe, Iran, WPC1252, PC866, Cyrillic#2, PC852, Latin2, PC858, IranII, Latvian, Arabic, PT151, 1251
Barcode	UPC-A / UPC-E / JAN13 (EAN13) / JAN8 (EAN8) / CODABAR / ITF / CODE39 / CODE93 / CODE128
Stampa velocità	230 millimetri / sec
Ricevere buffer	128k byte
NV Buffer Flash	256K byte
Carta larghezza	79,5 ± 0,5 millimetri
MCBF (vita)	100 km
Stampa comando	Compatibile con ESC / POS
Contanti Controllo cassetto	DC 12-24V / 1A
Carta spessore	0.06-0.08mm
Fresa	Cutter Manuale
Rotolo carta	79,5 ± 0,5 millimetri * φ83mm
Interfaccia	Serie / parallelo / USB / LAN
Autista	Vincere 9X / Win ME / Win 2000 / Win 2003 / Win NT / Win XP / Win Vista / Win 7 / Linux
Energia fornitura	DC24V / 2.5A
Energia Ingresso adattatore	AC 110V / 220V, 50 ~ 60 Hz; uscita: DC 24V / 2.5A
Dimensione	190x145x150mm
Il peso	3.5kg



80mm Thermal Receipt Printer with Manual Cutter

OCPP-802



Product Picture





Features

Simple but not easy

Loading paper easy, waterproof, oil proof, dustproof



Support print prompt and error alarm
Support black mark sensor, reprint function
Support 256K bytes NV logo download



store and print



Compatible with EPSON ESC/POS
and STAR



230mm/sec high speed
printing image and characters,
best printing quality and reliable
performance



Support cash drawer driving



All-round show





Application Area

Food delivery, restaurant, Traffic Citation, Logistics, Transportation, Warehouse management, Delivery, Illegal Parking Ticket, Drugstore, Price Tag, Retail/Farm



Parameter

Printing method	Direct thermal
Character size	ANK,FontA:12*24dots,FontB:9*17dots
Column capacity:	576dots/line OR 512dots/line
Character set	PC347 (Standard Europe)、Katakana、 PC850 (Multilingual)、PC860 (Portuguese)、 PC863 (Canadian-French)、PC865 (Nordic)、 West Europe、Greek、Hebrew、East Europe、Iran、WPC1252、PC866 (Cyrillic#2)、 PC852 (Latin2)、PC858、IranII、Latvian、Arabic、PT151 (1251)
Barcode	UPC-A/UPC-E/JAN13(EAN13)/JAN8(EAN8)/CODABAR/ITF/CODE39/CODE93/CO DE128
Printing speed	230mm/sec
Receive buffer	128k bytes
NV flash buffer	256K bytes
Paper width	79.5±0.5mm
MCBF(life)	100km
Printing command	Compatible with ESC/POS
Cash drawer control	DC 12-24V/1A
Paper thickness	0.06-0.08mm
Cutter	Manual Cutter
Roll paper	79.5±0.5mm* φ83mm
Interface	Serial/paralle/ USB/ LAN

Driver	Win 9X/Win ME/Win 2000/Win 2003/Win NT/Win XP/Win Vista/win 7/Linux
--------	---------------------------------------------------------------------

Paper Roll Installation

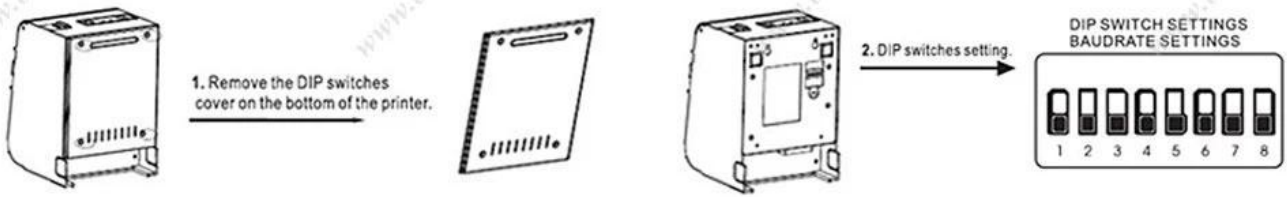


- A Open the printer cover.
- B Install the roller in the roll paper, and put them into the printer.
- C Pull out some paper outside the printer and then close the printer cover.
- D Close the top cover. Press the printer cover to avoid error position of roll paper.

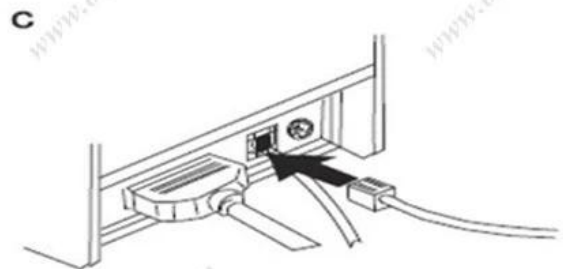
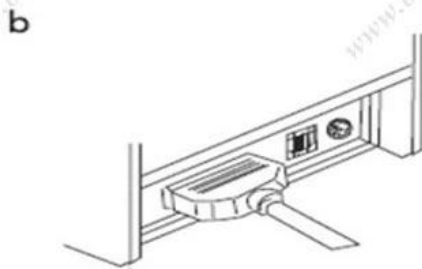
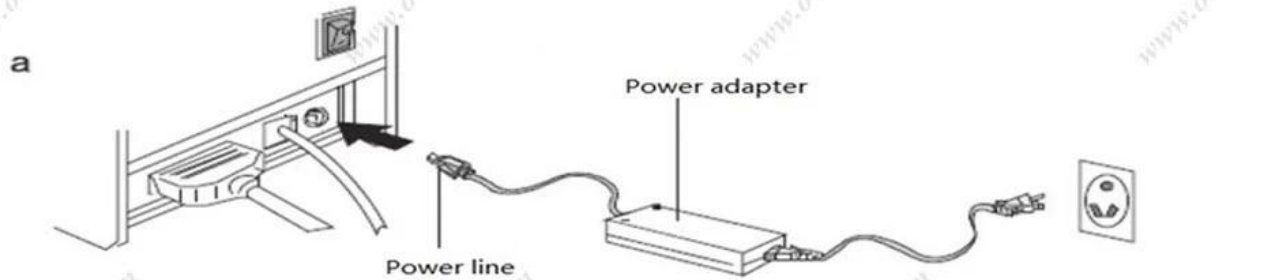
Setting the Printing Mode(DIP switches):

The DIP switches are used to set the printer to perform various functions, such as cutter mode,

character set, speed, beeper, print density and etc.



Connection



- Plug the DC cord connector into the printer's power connector..
- Plug the data cable connector into the printer's interface connector.
- Plug the drawer cable into the drawer kick-out connector on the back of

the printer next to the interface connector.

Shipping and payment

1. Air, Sea, Express(DHL, FedEx, UPS, EMS, TNT and so on)
2. EXPRESS: around 3-7 working days to arrive
3. INTERNATIONAL AIR MAIL: usually around 2-4 days to arrive, will also depend on which destination port
4. By sea: depend on which destination port
5. T/T
6. Western Union
7. Escrow
8. L/C

Company Profile



OCOM Technologies Limited is a professional supplier specialized in POS and Auto-ID applications. Our products portfolio covers Barcode Scanner, Barcode Printer, Thermal Printer, Dot Matrix Printer, Magnetic Card Reader, Data Collector, POS Terminal, and other IOT products.



We have FCC, CE, RoHS, and other certifications. We have sell our products to West Europe, North American, Africa, Asia-Pacific and other countries.

OCOM has professional teams including marketing, R&D, quality control, production and sales service. All of the sales representatives have 3 to 10 years experience in international trading, which help us to meet the customers' needs.

OCOM have been sticking to the quality system of ISO9001:2008. We conduct strict ISO, IEC and CCC

OCOMI have been sticking to the quality system of ISO9001:2008. we conduct strict IQC, IPQC and OQC inspection in every industrial procedure. Based on our strong capacity, the normal lead time for main products is about 3 to 7 days even for bulk order.

You can find more information of us at: www.ocominc.com,
Together we quest for the best.

