Принтер 80mm высокоскоростной Bluetooth термальный с автоматическим резцом

(Модель: OCPP -88A-BU)

Особенности:

1. Уникальный внешний вид с надежной пресс-формой;
2. Высокоскоростная печать со скоростью до 300 мм / сек;
3. Дополнительный автоматический резак;
4. Линия и опции беспроводных телекоммуникаций
5. интерфейсы: Bluetooth + USB
6. поддержка приложения звуковой сигнализации для кухни;
7. Поддержка различных типов одномерной и двухмерной печати штрих-кода;
8. Поддерживает различные международные языки;
9. SDK для Android предоставляет;
10. Надежная жизнь печатающей головки и сто километров;
11. Совместимая команда EP SON ESC / POS.

Высокое качество 80 мм термопринтер, POS принтер, 80 мм Bluetooth-принтер с автоматическим резаком

Параметры:

Методы печати	Термопечать	
Печатные символы	576 точек / линия (по умолчанию), 512 точек / линия; Символы: упрощенная китайская точка 24x24, поддержка шрифта 18030, поддержка Тайваня и Гонконга, традиционный (сложный шрифт), символ ANK;	
Шрифт	A: 12 × 24 точки, 1,5 (W) * 3,0 (H) мм; B: 9 * 17 точек, 1,1 (ширина) * 2,1 (H) мм Упрощенный / Традиционный: 24 * 24 точки, 3,0 (Ш) * 3,0 (В) мм	
Типы штрих-кодов	JUPC-A / UPC-E / JAN13 (EAN13) / JAN8 (EAN8) / CODABAR / ITF / CODE39 / CODE93 / CODE128, QR код	
Скорость печати	250 мм / с для одного и двух интерфейсов, 300 мм / с для трех интерфейсов	
Интерфейс	USB, USB + последовательный, USB + LAN, USB + последовательный + LAN, беспроводной + USB, Bluetooth + USB	
Команда печати	Совместим с командой EPSON ESC / POS	
Водитель	В Win9X / Windows XP / Win VISTA / WIN2000 / Win2003's / Win / Win 7 8 / win8.1 / Win10 / Linux есть и ESPON, SDK обеспечивает совместимость с Android.	
Ширина печати	79,5 ± 0,5 мм (ширина печати 72)	
Диаметр бумаги	83 мм	
Толщина бумаги	0.06-0.08mm	
Нож	Автоматический резак (опционально)	
Надежность печати	Сто километров	
Мощность	DC24V / 2.5A	
температура	0-45 градусов по Цельсию	
В отличие от влажности	10-80%	
Размеры	190 * 145 * 145 (MM)	
Вес	1,60 кг	
Информация для заказа	P / N	Описание
	OCPP -88A-U	USB-порты поддерживают автоматический резак
	OCPP -88A-UR	USB + последовательные порты, поддерживающие автоматический резак
	OCPP -88A-UL	Порты USB + LAN поддерживают автоматический резак
	OCPP -88A-URL	USB + последовательный порт + LAN с автоматическим резаком
	OCPP -88A-W	Беспроводной + USB порт, автоматический резак
	OCPP -88A-BU	Bluetooth + USB, поддержка автоматического резака
	OCPP -88A-U0	USB-порт, без автоматического резака
	OCPP -88A-UR0	USB + последовательный, без автоматического резака
	OCPP -88A-UL0	USB + LAN порт, без автоматического резака
	OCPP -88A-URL0	USB + последовательный порт + Lan, без автоматического резака
	OCPP -88A-W0	Беспроводной + USB-порт, без автоматического резака
	OCPP -88A-BU0	Bluetooth + USB, без автоматического резака

Product Picture

Features:

Reliable with good price

Unique appearance with reliable mould

High Printing Speed up to 300mm/second;
Auto Cutter Optional ;
Cord and cordless communication for options

Reliable printer head with 100km life;
Compatible with EPSON ESC/POS commands.

Sound and light alarm supported suitable for kitchen application;

Support multi international languages; SDK for Android available;

Multiple interfaces available: USB, USB+Serial, USB+ LAN, USB+ Serial+ LAN; and Wifi+USB, Bluetooth+USB+LAN

Support multiple 1D barcode and QR code printing;

Application Area

- Order printing for restaurant kitchen;
- Electronic cash register POS system bill printing;
- Electronic funds transfer (EFT) POS system bill printing;
- Sports, postal services, civil aviation ticket printing;
- Inquires and service system for ticket printing
- Measuring instrument information on printing;
- Tax, single-bill printing

Parameter

Printing Method	Thermal line printing	
Printing Character	576dots/line (default), 512dots/line; Characters Simplified Chinese 24x24 point, support 18030 font l ibrary, support Taiwan and HK traditional (complex font), ANK characters ;	
Font	A: 12*24dots,1.5(W)*3.0(H)mm; B: 9*17dots,1.1(W)*2.1(H)mm Simplified/Traditional : 24*24dots, 3.0(W)*3.0(H)mm	
Barcode Type	JUPGA/UPC - E/JAN13(EAN13)/JAN8(EAN8)/CODABAR/I TF/CODE39/CODE93/CO DE128,QR code	
Printing Speed	250mm/sec for a single interface ,300mm/secfor Double interface and three interfaces	
Interface	USB, USB+Serial,USB+ LAN, USB+ Serial+LAN, Wifi+USB, Bluetooth+USB+LAN	
Printing Command	Compatible with EPSON ESC/POS commands	
Drivers	Win9X/ Window XP /Win2000/ Win2003/Win Vista/ Win 7/Win 8/win8.1/Linux, compatible with ESPON, SDK for Android available.	
Printing Width	79.5 ± .5mm(print width 72mm)	
Paper Diameter	83mm	
Paper Thickness	0.06-0.08mm	
Cutter	Auto cutter(optional)	
Printing Reliability	100km	
Power	DC24V/2.5A	
Temperature	0-45 degree C	
Contrast Humidity	10-80%	
External Dimension	190*145*145(mm)	
Weight	1.60kg	
Ordeing information	P/N	Description
	OCPP -88A-U	USB port, with auto cutte
	OCPP -88A-UR	USB+Serialport, with auto cutter
	OCPP -88A-UL	USB+Lanport , with auto cutter
	OCPP -88A-URL	USB+Serial+Lan port , with auto cutter
	OCPP -88A-W	Wifi+USB port , with auto cutter
	OCPP -88A BUL	Bluetooth+USB+LAN, with auto-cutter
	OCPP -88A-U0	USB port , without auto cutter
	OCPP -88A-UR0	USB+Serialport, without auto cutter
	OCPP -88A -UL0	USB+Lanport , without auto cutter
	OCPP -88A-URL0	USB+Serial+Lanport , without auto cutter
	OCPP -88A-W0	Wifi+USB port , without auto cutter
	OCPP -88A-BUL0	Bluetooth+USB+LAN, without auto-cutter

Supported Languages:

Afrikaans	Arabic (Tunisia)	English (British)	French (Switzerland)	Latvian	Spanish (Costa Rica)
Albanian	Arabic (Yemen)	English (Canada)	German (Austria)	Lithuanian	Spanish (Dominican)
Arabic (Algeria)	Basque	English (Caribbean)	German (Liechtenstein)	Macedonian	Spanish (Ecuador)
Arabic (bahrain)	Belarus	English (Irish)	German (Luxembourg)	Polish	Spanish (Guatemala)
Arabic (Egypt)	Bulgarian	English (Jamaica)	German (Standard)	Portuguese (Brazil)	Spanish (Mexico)
Arabic (Iran)	Catalan	English (New Zealand)	German (Switzerland)	Portuguese (Portugal)	Spanish (panama)
Arabic (Jordan)	Chinese (Singapore)	English (South Africa)	Greek	Romanian	Spanish (Paraguay)
Arabic (Kuwait)	Chinese (Hongkong)	English (US)	Hebrew	Russian	Spanish (Peru)
Arabic (Lebanon)	Chinese (PRC)	Estonian	Hun	Serbian	Spanish (Uruguay)
Arabic (Libya)	Chinese (Taiwan)	Faroese	Icelandic	Slovak	Spanish (Venezuela)
Arabic (Morocco)	Croatian	Farsi	Indonesian	Slovenian	Thai Language
Arabic (Oman)	Czech	Finnish	Italian (Switzerland)	Swedish	Turkish
Arabic (Qatar)	Danish and Norwegian	French (Belgium)	Italian	Spanish (Argentina)	Ukrainian
Arabic (Saudi Arabia)	Dutch (Belgium)	French (Canada)	Japanese	Spanish (Bolivia)	Urdu
Arabic (Syria)	Dutch (standard)	French (Luxembourg)	Korean	Spanish (Chile)	Vietnamese
Arabic (UAE)	English (Australia)	French (Standard)	Vietnamese	Spanish (Colombia)	

Power plug for option:

How to use?

Connecting the printer:

- The power adapter cable connect to the printer power interface
- The interface cable connect on the printer port behind
- The cash drawer connecting cable connect to the printer's behind the cash drawer interface

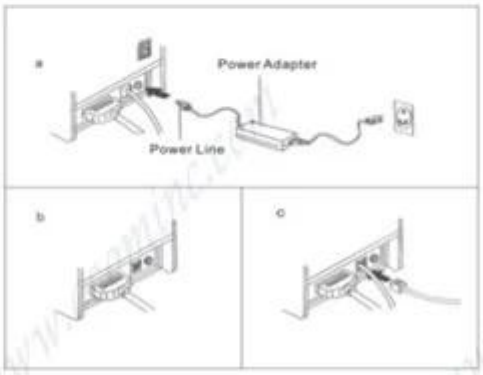

Installation of paper roll:

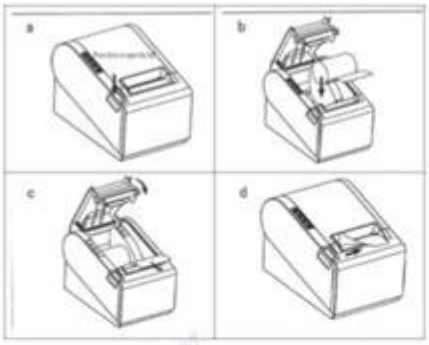

A Open the printer cover.

B Install the roller in the roll paper, and put them into the printer.

C Pull out some paper outside the printer and then close the printer cover.

D Close the top cover. Press the printer cover to avoid error position of roll paper.

E Tear-off the paper correctly.

Setting the Printing Mode(DIP switches):

The DIP switches are used to set the printer to perform various functions, such as cutter mode, character set, speed, beeper, print density and etc.

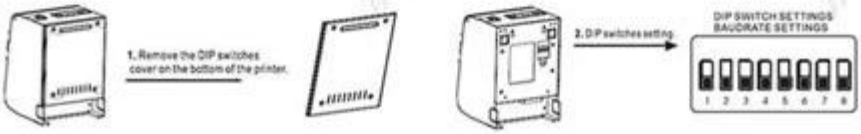

Power indicator:
Turn on/off the printer

Alarm indicator:
When the printer is out of paper, the cutter error occurs or printer head overheats, the ALARM indicator flashes.

Paper indicator:
Both of paper indicator and error indicator are on, means paper end-user, both of paper indicator and error indicator are off, means have paper.

FEED button:
Press to feed paper manually.

Clean of printer:

When the printer has the following conditions should clean the print head:

- The printer does not clear
- The page frame lengthways of printer has some not clean
- Paper feed with a large noise

Printer cleaning steps as follows:

- ✓ Shut off the power of printer , Open the Top Cover; If there is paper, please wipe off the paper;
- ✓ If it just finished a printing, please wait for a while until the print head cooling;
- ✓ With a soft cotton cloth dipped in ethanol (to be wrung) erase the thermal printer head thermal surface dust, stains;
- ✓ As the anhydrous ethanol evaporate completely, closed the top cover, and restart to print.

Production Process

No.	Production Process	No.	Production Process	No.	Production Process
1	Inspection 1	2	Soldering	3	Assembling 1
4	Assembling 2	5	Function Test	6	Ageing Test
7	Inspection 2	8	Packing 1	9	Packing 2

Production Capacity:

✓ Indicates information has been verified onsite by a certification specialist

Production Capacity

Verified	Product Name	Production Line Capacity	Actual Units Produced(Previous Year)
✓	Thermal Printer	40,000 Sets / Month	250,000 Sets
✓	Dot Matrix Printer	15,000 Sets / Month	10,000 Sets
✓	Bluetooth Printer	30,000 Sets / Month	20,000 Sets
✓	Barcode Scanner	40,000 Sets / Month	20,000 Sets
✓	POS Machine	5,000 Sets / Month	10,000 Sets
✓	Magnetic Card Reader and Writer	45,000 Sets / Month	50,000 Sets

Verified by TUV on 2013.7.15

Quality Assurance:

OCOM is dedicated to providing most cost-effective products and services with highest quality that will meet customers' satisfaction.
Since the establishment, OCOM has been sticking strictly to the standard and requirements of ISO9001: 2000 in the processes of research, design, manufacturing and services.
OCOM's products have passed CE, FCC, TUV, RoHs and other certifications.
We make strictly IQC, IPQC and OQC inspection per industrial standard. All the products must pass 24-48 hours aging test before shipment. Some designated models can have as long as 24 months warranty.

Test Equipments:

✓ Indicates information has been verified onsite by a certification specialist

Test Equipment and Facilities

Verified	Machine Name	Brand & Model No.	Quantity
✓	Ageing Tester	No Information	6
✓	Withstand Voltage Tester	CC2670A	1
✓	Oscilloscope	TBS1102	1
✓	DC Power Supply	PS-305DM	6
✓	Digital Torque Meter	HP100	1
✓	Calliper	GUANGLU	2
✓	Multi-meter	VC890D	7
✓	Test Computer	No Information	13

Verified by TUV on 2013.7.15

Certification:

Warranty and After Sales:

- All products' warranty are not less than 12 month, some models even up to 24 months warranty.
- Spare parts will be provided for mass orders for customers' local maintenance.
- Any product found to be defective within 30 days of shipment shall be deemed Dead on Arrival (DOA). DOA products will be advance replaced and shipped via express.
- Have distributors or authorized agents in the main market who can provide local repair and replacement services.
- Professional CRM management insures fast respond for customer's enquiries and orders tracking.
- Sales with many years experience in foreign trade, proficient in foreign languages and strong sense of responsibility.
- 7*24 hours online, responds with 12 hours in working days, and within 24 hours for rest days.

Packing and Shipment:

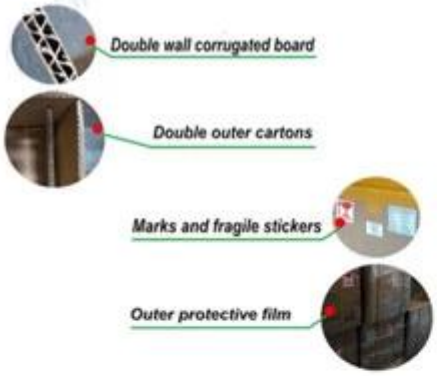

Payment:

secure payment

AliExpress PayPal Trade Assurance

Customers Reference

Over the years, OCOM keep efforts on marking "OCOM" as an internationally recognized brand, and we have estabilshed goods relationship with our customers and have friendly communication with each other.

Company Profile

OCOM Technologies Limited is a professional supplier specialized in POS and Auto-ID applications. Our products portfolio covers , Thermal Printer, Barcode printer,Dot Matrix Printer, Barcode Scanner, Magnetic Card Reader, Data Collector, POS Terminal, and other IOT products.

We have FCC, CE, RoHS, and other certifications. We have sell our products to West Europe, North American, Africa, Asia-Pacific and other countries.

OCOM has professional teams including marketing, R&D, quality control, production and sales service. All of the sales representatives have 3 to 10 years experience in international trading, which help us to meet the customers' needs.

OCOM have been sticking to the quality system of ISO9001:2008. We conduct strict IQC, IPQC and OQC inspection in every industrial procedure. Based on our strong capacity, the normal lead time for main products is about 3 to 7 days even for bulk order.

You can find more information of us at: www.ocominc.com,

Together we quest for the best.

Why you choose us?

Contact us

Any queries, please contact us immediately, big supprise is waiting for you.

Sales Center:

Address: Unit701, Block 14, Zhongxing Industrial Park, Chuangye Road, Nanshan District, Shenzhen 518054, China

Website: www.ocominc.com www.possolution.com.cn;

E-mail: ocom@ocominc.com, info@possolution.com.cn ;

Tel: +86.755.86053207 ext 800;

Fax: +86.755.86053207 ext 868;

QQ: 2485890637, 190852203;

Wechat: szocominc, hj34924238;

Whatsapp: 008613352932860;

Соответствующие документы:

*Спецификация

*Руководство по процедурам

*инструкции

*Драйвер для WinXP Win2000 WinVista Win8-32bit

*Драйвер Win7 и Win8-64bit

*Драйвер Linux

*Инструмент настройки параметров принтера

*USB Printdemo(Демонстрация прикладного программного обеспечения)

*SDK Для Android

*CD файлы