

80MM беспроводной С автоматической обрезки Поз термопринтер
(Модель: ОСРР- 806-3)

Спецификация:

| | |
|-------------------------------------|---|
| Способ печати | Прямая термопечать |
| Печать символов | 576 точек / линий, 512 точек / линий, АНК символов |
| Шрифт | А: 12 * 24dots, 1.5 (W) * 3.0 (H) мм; В: 9 * 17dots, 1.1 (W) * 2.1 (H) мм |
| Упрощенный / традиционный китайский | 24 * 24dots, 3.0 (W) * 3.0 (H) мм |
| Штрих Тип | UPC-A / UPC-E / JAN13 (EAN13) / JAN8 (EAN8) CODABAR / ITF / CODE39 / Code93 / CODE128, QR-код |
| Скорость печати | 300мм / сек |
| Интерфейс | Wi-Fi + USB |
| Печать Команда | Совместимость с ESC / POS |
| Драйверы | Win9X / Win2000 // Win2003 / Win Vista / Win 7 / Window XP / , совместима с ESPON |
| Ширина печати | 79,5 ± 0,5 мм (ширина печати 72 мм) |
| Диаметр бумаги | 83мм |
| Толщина бумаги | 0.06-0.08mm |
| Cutter | Автообрезчик |
| Надежность Печать | 100км |
| Мощность | DC24V / 2.5A |
| Температура | 0-45 градусов |
| Контрастность Влажность | 10-80% |
| Внешние размеры | 195D * 155W * 148H мм |
| Вес брутто | 2.70kg |
| Пакет | Внутренняя упаковка: 29 * 21 * 17см; Размер коробки (8 шт): 60 * 44 * 36 (см) |



**80mm Thermal Receipt
Printer with auto-cutter
OCPP-806**



Product Picture





Features

Simple but not easy

Water-proof and grease-proof.



Support NV image downloading and printing
Support different density bitmap graphics printing

Support raster bitmap printing



USB+Serial +Ethernet
or WIFI+USB+LAN



High Printing Speed
(Max 260mm/second)
Auto Cutter Optional



Characters can be amplified, printed in bold optionally, and line spacing printing can be adjusted



All-round show





Application Area

Food delivery, restaurant, Traffic Citation, Logistics,
Transportation, Warehouse management, Delivery, Illegal
Parking Ticket, Drugstore, Price Tag, Retail/Farm



Parameter

| | |
|--------------------------------|--|
| Printing Method | Direct Thermal |
| Printing Character | 576 dots/line, 512 dots/line, ANK characters |
| Font | A: 12*24dots,1.5(W)*3.0(H)mm; B: 9*17dots,1.1(W)*2.1(H)mm |
| Simplified/Traditional Chinese | 24*24dots, 3.0(W)*3.0(H)mm |
| Barcode Type | UPC-A/UPC-E/JAN13(EAN13)/JAN8(EAN8)CODABAR/ITF/CODE E39/CODE93/CODE128 |
| Printing Speed | 300mm/sec |
| Interface | Wifi + USB |
| Printing Command | Compatible with ESC/POS |
| Drivers | Win9X/Win2000/Win2003/Win Vista/ Win 7/Window XP /, compatible with ESPON, |
| Printing Width | 79.5±0.5mm(print width 72mm) |
| Paper Diameter | 83mm |
| Paper Thickness | 0.06-0.08mm |
| Cutter | Auto cutter |
| Printing Reliability | 100km |
| Power | DC24V/2.5A |
| Temperature | 0-45 degree |
| Contrast Humidity | 10-80% |
| External Dimension | 195D*155W*148H mm |
| Gross Weight | 2.70kg |
| Package | Inner Box: 29*21*17cm; Carton Size (8 pcs): 60*44*36(cm) |

Paper Roll Installation




- A Open the printer cover.
- B Install the roller in the roll paper, and put them into the printer.
- C Pull out some paper outside the printer and then close the printer cover.
- D Close the top cover. Press the printer cover to avoid error position of roll paper.
- E Tear-off the paper correctly.

Setting the Printing Mode(DIP switches):


The DIP switches are used to set the printer to perform various functions, such as cutter mode, character set, speed, beeper, print density and etc.



1. Remove the DIP switches cover on the bottom of the printer.

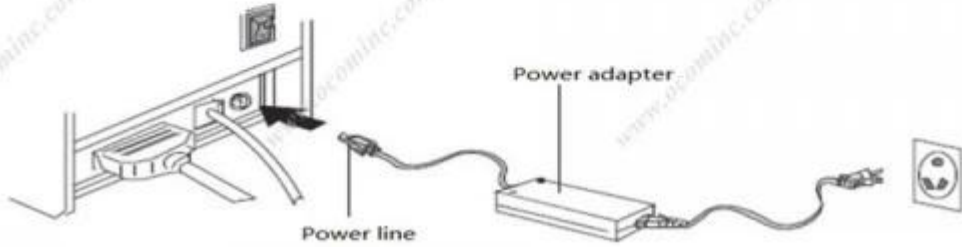


2. DIP switches setting

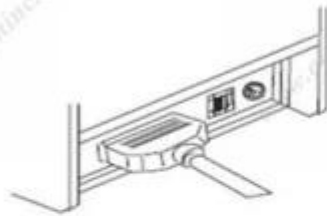


Connection

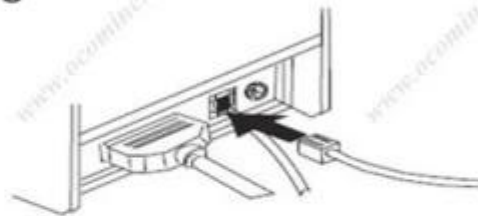
a



b



c



- a. Plug the DC cord connector into the printer's power connector..
- b. Plug the data cable connector into the printer's interface connector.
- c. Plug the drawer cable into the drawer kick-out connector on the back of the printer next to the interface connector.

Shipping and payment

1. Air, Sea, Express(DHL, FedEx, UPS, EMS, TNT and so on)
2. EXPRESS: around 3-7 working days to arrive
3. INTERNATIONAL AIR MAIL: usually around 2-4 days to arrive, will also depend on which destination port
4. By sea: depend on which destination port
5. T/T
6. Western Union
7. Escrow
8. L/C

Company Profile



OCOM Technologies Limited is a professional supplier specialized in POS and Auto-ID applications. Our products portfolio covers Barcode Scanner, Barcode Printer, Thermal Printer, Dot Matrix Printer, Magnetic Card Reader, Data Collector, POS Terminal, and other IOT products.



We have FCC, CE, RoHS, and other certifications. We have sell our products to West Europe, North American, Africa, Asia-Pacific and other countries.

OCOM has professional teams including marketing, R&D, quality control, production and sales service. All of the sales representatives have 3 to 10 years experience in international trading, which help us to meet the customers' needs.

OCOM have been sticking to the quality system of ISO9001:2008. We conduct strict IQC, IPQC and OQC inspection in every industrial procedure. Based on our strong capacity, the normal lead time for main products is about 3 to 7 days even for bulk order.

For more information of us, please contact us at:

You can find more information of us at: www.bccominc.com,
Together we quest for the best.

