

# Китай Лучший поставщик супермаркет портативный термопринтер с автоматическим резаком

(Модель: ОСРР-802)

## Особенность:

- 1>Loadingбумага легко, водонепроницаемый, доказательство масла, пыли
- 2.230mm / сек высокоскоростнойпечать изображений и символов, лучшее качество печати и надежность работы
- 3.Support печати и быстроеЭто сообщение об ошибке
- 4.Support черный датчик знак,Функция Перепечатка
- 5.Compatible с EPSONESC / POS
- 6.Support 256 байт Н.В. логотипскачать и распечатать магазин
- 7.Support принтер функция монитор состояния, контроля состояния принтеров любое время.
- 8.Support денежный ящик вождения

## Спецификация:

Метод печати	непосредственный тепловой
символ размер	АНК, FontA: 12 * 24dots, FontB: 9 * 17dots
Колонка вместимость:	576dots / линия ИЛИ 512dots / линия
символ задавать	PC347 (Европейский стандарт), катакана, PC850 (Многоязычный), PC860 (португальский), PC863 (канадский французский), PC865 (Nordic) Западная Европа, греческий, иврит, Восточный Europe[]Iran[]WPC1252[]PC866[]Cyrillic#2[]PC852 []Latin2[]PC858[]IranII[]Latvian[]Arabic[]PT151[]1251[]
Штрих	UPC-A / UPC-E / JAN13 (EAN13) / JAN8 (EAN8) / CODABAR / МФТ / CODE39 / CODE93 / Code128
Печать скорость	230 / сек
Получать буфер	128k байт
Невада флэш-буфера	256 байт
Бумага ширина	79,5 ± 0,5 мм
Наработка на отказ (жизнь)	100km
Печать команда	Совместимый с ESC / POS
Денежные средства Контроль ящик	ОКРУГ КОЛУМБИЯ 12-24 / 1A
Бумага толщина	0.06-0.08mm
Резак	Руководство Резак
Рулон бумага	79,5 ± 0,5 мм * φ83mm
Интерфейс	Последовательный / параллельный / USB / LAN
Водитель	Выиграть 9X / ME Win / Windows 2000 / Win 2003 / Win NT / Win XP / Win Vista / Win 7 / Linux
Мощность поставка	DC24V / 2.5A
Мощность вход для адаптера	Переменный ток 110V / 220V, 60Hz ~ 50; выход: DC 24V / 2.5A
Измерение	190x145x150mm
Вес	3.5kg



# 80mm Thermal Receipt Printer with Manual Cutter

## OCPP-802



### Product Picture





## Features

### **Simple but not easy**

Loading paper easy, waterproof, oil proof, dustproof



Support print prompt and error alarm  
Support black mark sensor, reprint function  
Support 256K bytes NV logo download



store and print



Compatible with EPSON ESC/POS  
and STAR



230mm/sec high speed  
printing image and characters,  
best printing quality and reliable  
performance



Support cash drawer driving



## All-round show





## Application Area

Food delivery, restaurant, Traffic Citation, Logistics, Transportation, Warehouse management, Delivery, Illegal Parking Ticket, Drugstore, Price Tag, Retail/Farm



## Parameter

<b>Printing method</b>	Direct thermal
<b>Character size</b>	ANK,FontA:12*24dots,FontB:9*17dots
<b>Column capacity:</b>	576dots/line OR 512dots/line
<b>Character set</b>	PC347 (Standard Europe)、Katakana、 PC850 (Multilingual)、PC860 (Portuguese)、 PC863 (Canadian-French)、PC865 (Nordic)、 West Europe、Greek、Hebrew、East Europe、Iran、WPC1252、PC866 (Cyrillic#2)、 PC852 (Latin2)、PC858、IranII、Latvian、Arabic、PT151 (1251)
<b>Barcode</b>	UPC-A/UPC-E/JAN13(EAN13)/JAN8(EAN8)/CODABAR/ITF/CODE39/CODE93/CODE128
<b>Printing speed</b>	230mm/sec
<b>Receive buffer</b>	128k bytes
<b>NV flash buffer</b>	256K bytes
<b>Paper width</b>	79.5±0.5mm
<b>MCBF(life)</b>	100km
<b>Printing command</b>	Compatible with ESC/POS
<b>Cash drawer control</b>	DC 12-24V/1A
<b>Paper thickness</b>	0.06-0.08mm
<b>Cutter</b>	Manual Cutter
<b>Roll paper</b>	79.5±0.5mm* φ83mm
<b>Interface</b>	Serial/parallel/ USB/LAN

Driver	Win 9X/Win ME/Win 2000/Win 2003/Win NT/Win XP/Win Vista/win 7/Linux
--------	---

## Paper Roll Installation



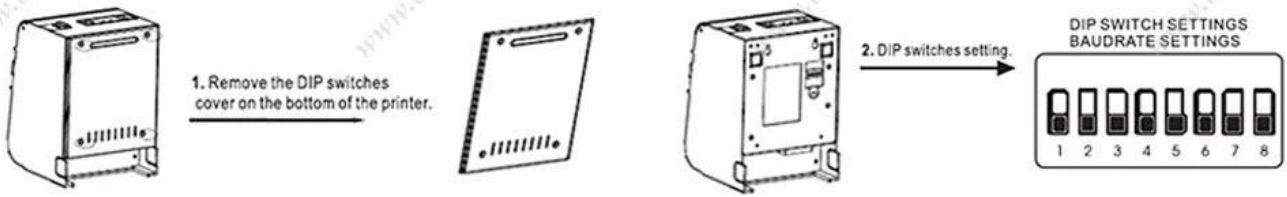
- A Open the printer cover.
- B Install the roller in the roll paper, and put them into the printer.
- C Pull out some paper outside the printer and then close the printer cover.
- D Close the top cover. Press the printer cover to avoid error position of roll paper.

### Setting the Printing Mode(DIP switches):

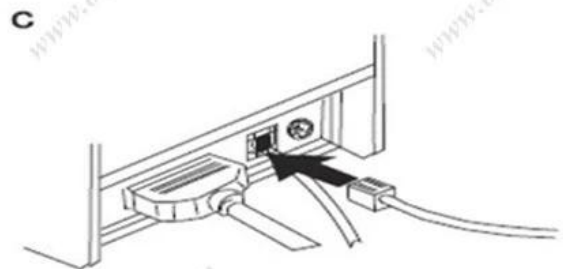
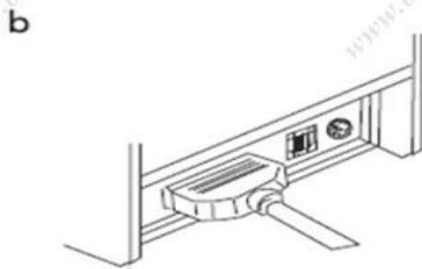
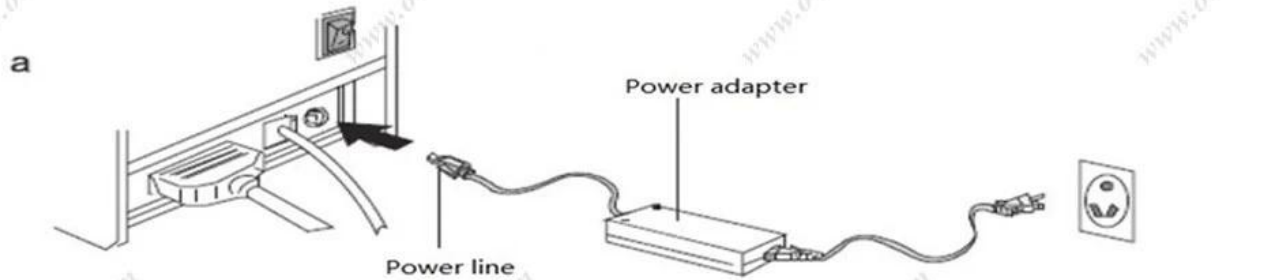
The DIP switches are used to set the printer to perform various functions, such as cutter mode,



character set, speed, beeper, print density and etc.



## Connection



- Plug the DC cord connector into the printer's power connector..
- Plug the data cable connector into the printer's interface connector.
- Plug the drawer cable into the drawer kick-out connector on the back of

the printer next to the interface connector.

## Shipping and payment

1. Air, Sea, Express(DHL, FedEx, UPS, EMS, TNT and so on)
2. EXPRESS: around 3-7 working days to arrive
3. INTERNATIONAL AIR MAIL: usually around 2-4 days to arrive, will also depend on which destination port
4. By sea: depend on which destination port
5. T/T
6. Western Union
7. Escrow
8. L/C

## Company Profile



OCOM Technologies Limited is a professional supplier specialized in POS and Auto-ID applications. Our products portfolio covers Barcode Scanner, Barcode Printer, Thermal Printer, Dot Matrix Printer, Magnetic Card Reader, Data Collector, POS Terminal, and other IOT products.



We have FCC, CE, RoHS, and other certifications. We have sell our products to West Europe, North American, Africa, Asia-Pacific and other countries.

OCOM has professional teams including marketing, R&D, quality control, production and sales service. All of the sales representatives have 3 to 10 years experience in international trading, which help us to meet the customers' needs.

OCOM have been sticking to the quality system of ISO9001:2008. We conduct strict ISO, IEC and CCC

OCOMI have been sticking to the quality system of ISO9001:2008. we conduct strict IQC, IPQC and OQC inspection in every industrial procedure. Based on our strong capacity, the normal lead time for main products is about 3 to 7 days even for bulk order.

You can find more information of us at: [www.ocominc.com](http://www.ocominc.com),  
Together we quest for the best.

